



Mid Day Meal Scheme

Regional Workshop

(10-11 June, 2016)

Thiruvananthapuram



Government of India
Ministry of Human Resource Development
Department of School Education and Literacy

Structure of the presentation

- Overview, issues and performance of the scheme.
- Review of fund flow.
- Review of Infrastructure facilities.
- Review of bank accounts of CCH.
- Review of monitoring mechanism.
- Tasting of meals.



Overview, issues and performance of the scheme

Key Challenges

- Beneficiaries against enrolment
- Delay in release of funds
- Timely Submission of QPRs
- Completion of construction of sanctioned Kitchen-cum-stores
- Provision of LPG and hand washing facilities
- Meetings of District Level Committee
- Timely payment to FCI by States/UTs
- Implementation of MDM Rules, 2015
- Testing of Meals by accredited labs

Receipt of QPRs of 2015-16



S. No.	State / UT	Delay in number of days				Avg. Delay
		1 st QPR	2 nd QPR	3 rd QPR	4 th QPR	
1	Uttarakhand	0	0	0	4	1
2	Bihar	13	6	0	9	7
3	Kerala	4	0	5	19	7
4	Puducherry	6	18	0	9	8
5	Tamil Nadu	0	5	18	10	8
6	Karnataka	19	15	0	11	11
7	Goa	5	11	3	27	11

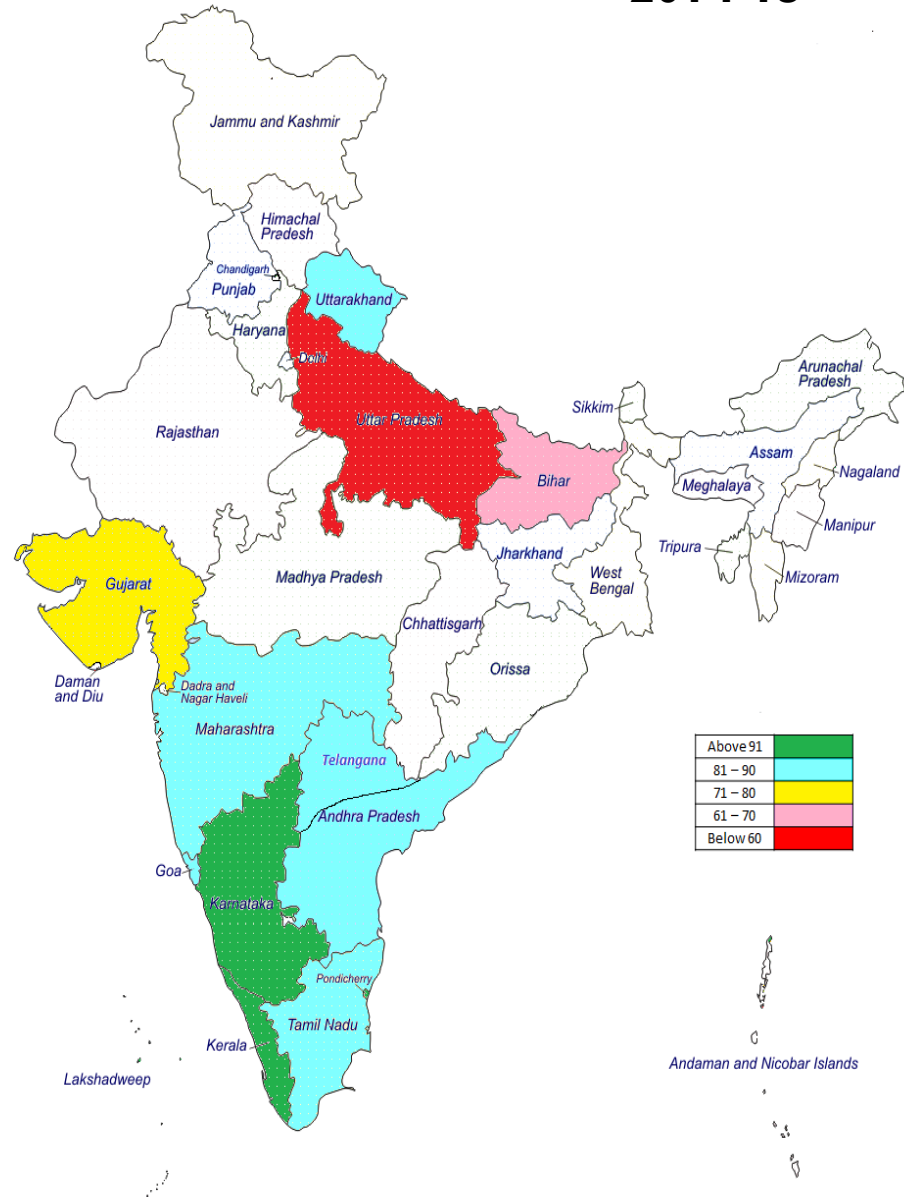
Receipt of QPRs of 2015-16



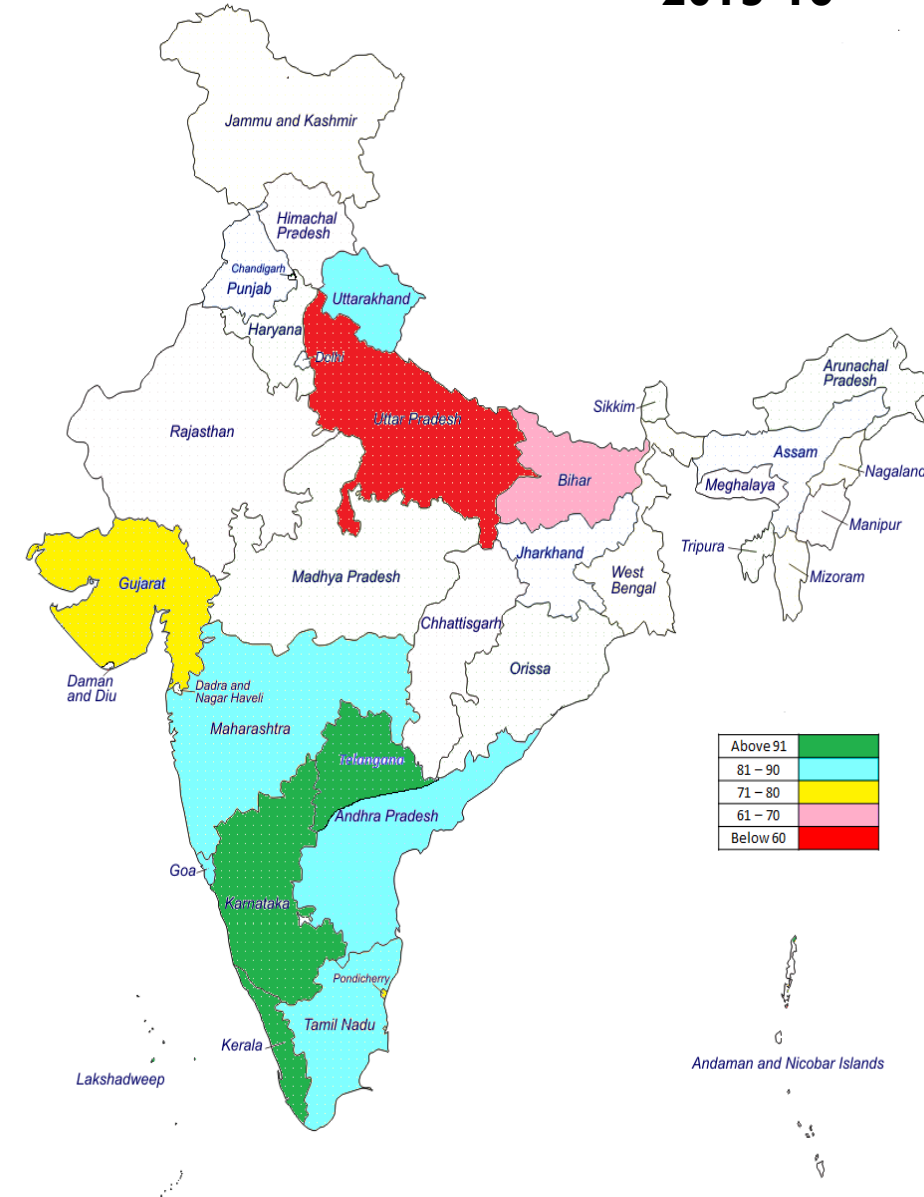
S. No.	State / UT	Delay in number of days				Avg. Delay
		1 st QPR	2 nd QPR	3 rd QPR	4 th QPR	
8	Lakshadweep	0	31	0	27	14.5
9	Gujarat	35	7	0	34	19
10	Andhra Pradesh	44	32	0	6	20.5
11	Telangana	48	1	16	36	25.25
12	Uttar Pradesh	24	52	64	31	42.75
13	Maharashtra	80	36	38	37	47.75

Coverage of Children against Enrolment : 2014-15 & 2015-16

2014-15

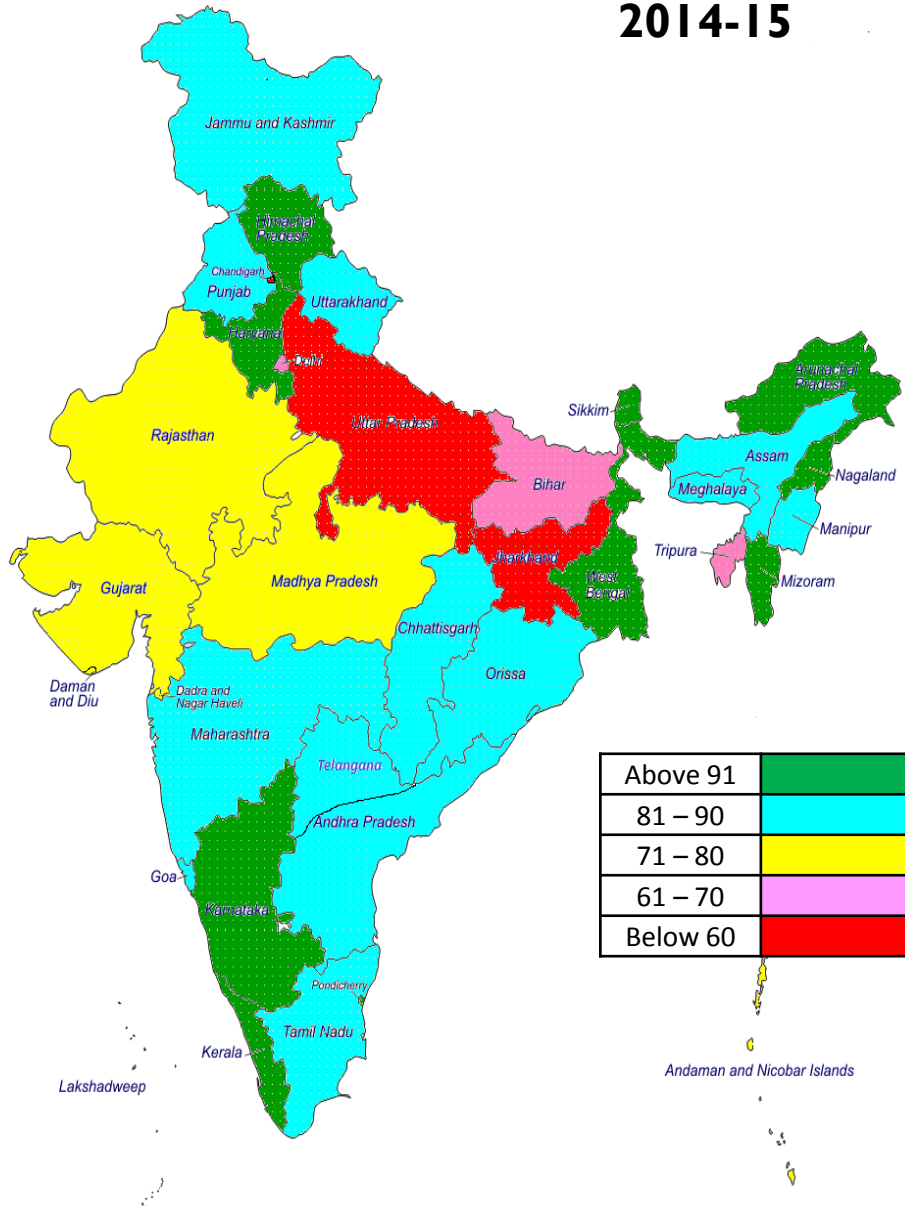


2015-16

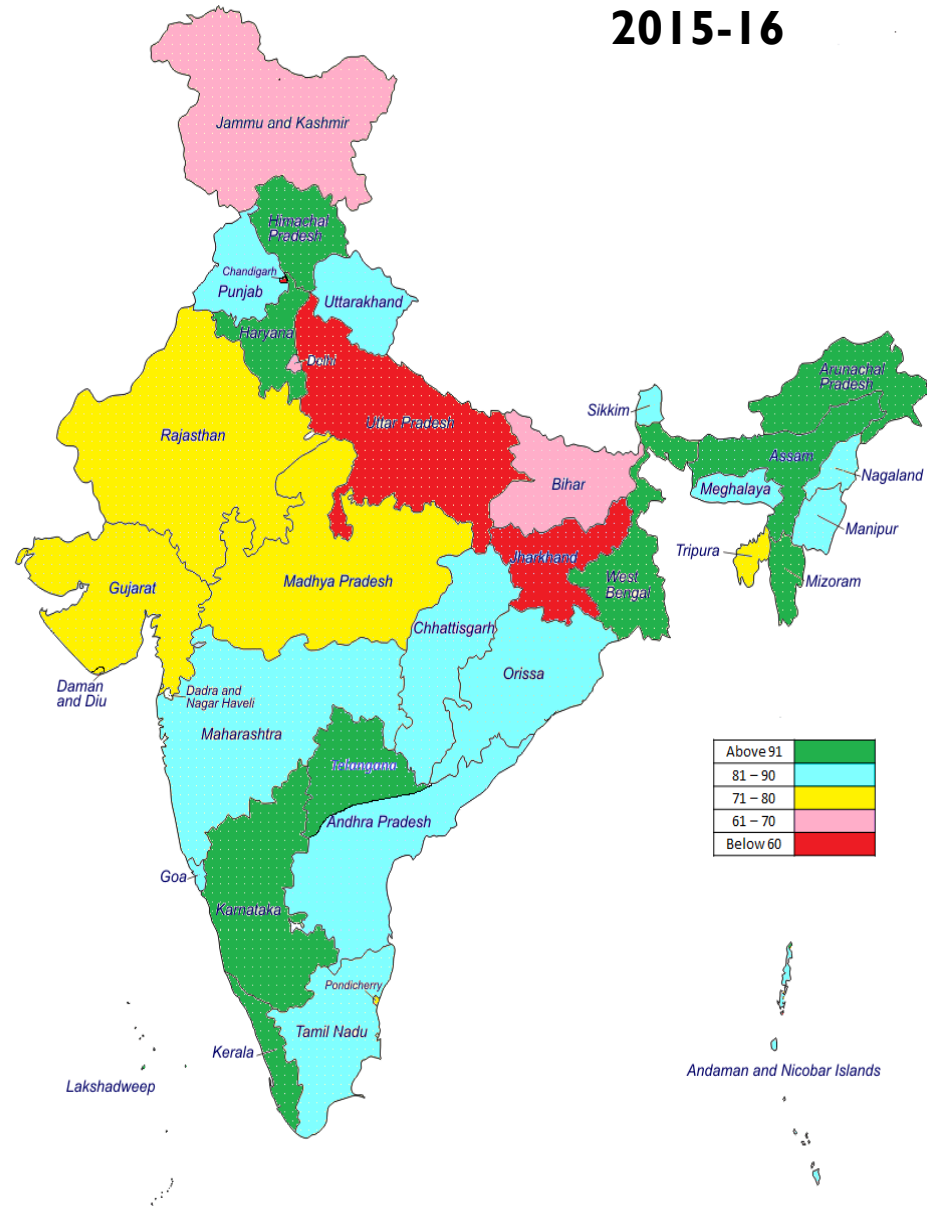


Coverage of Children against Enrolment : 2014-15 & 2015-16

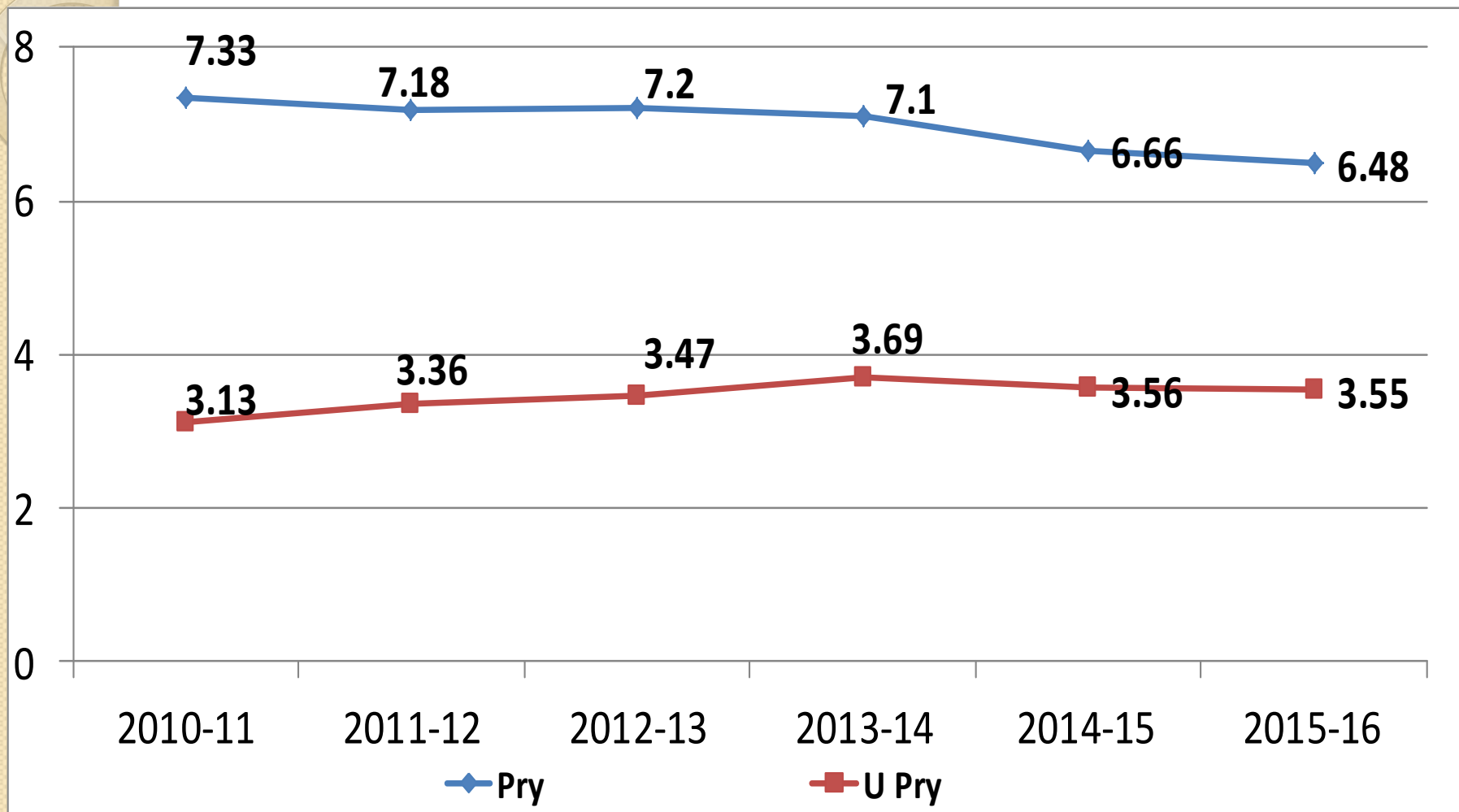
2014-15



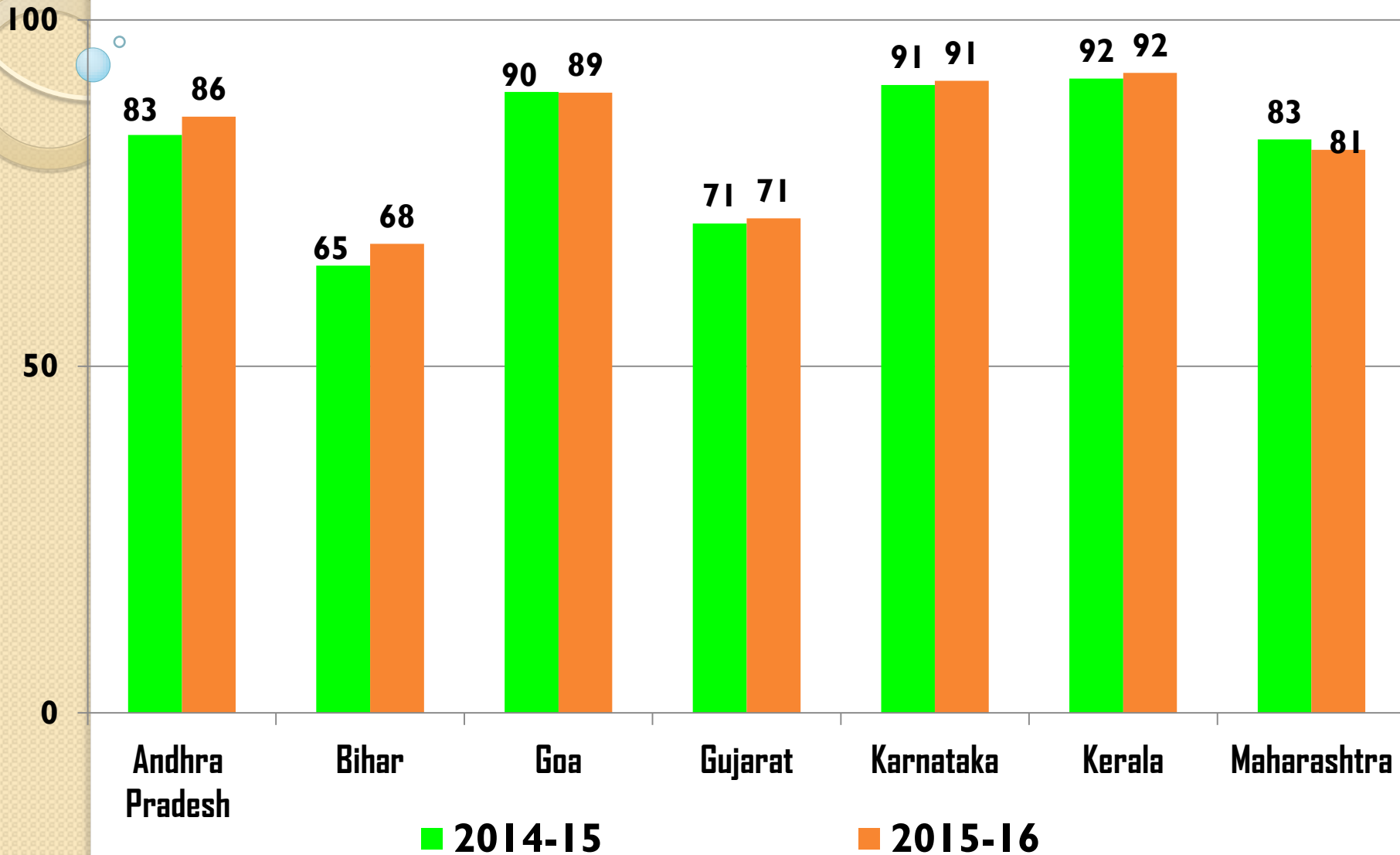
2015-16



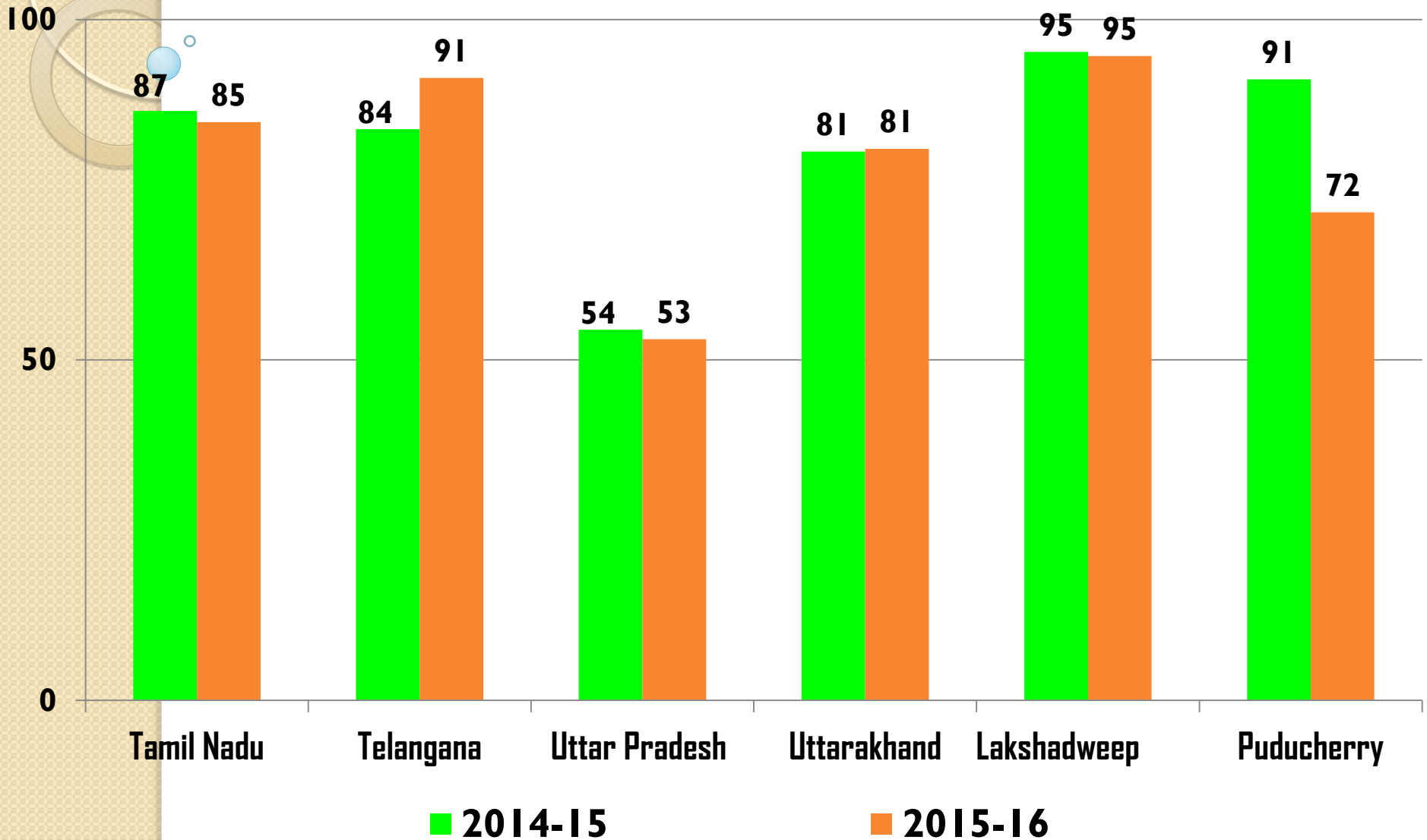
Trends of Coverage (in crore)



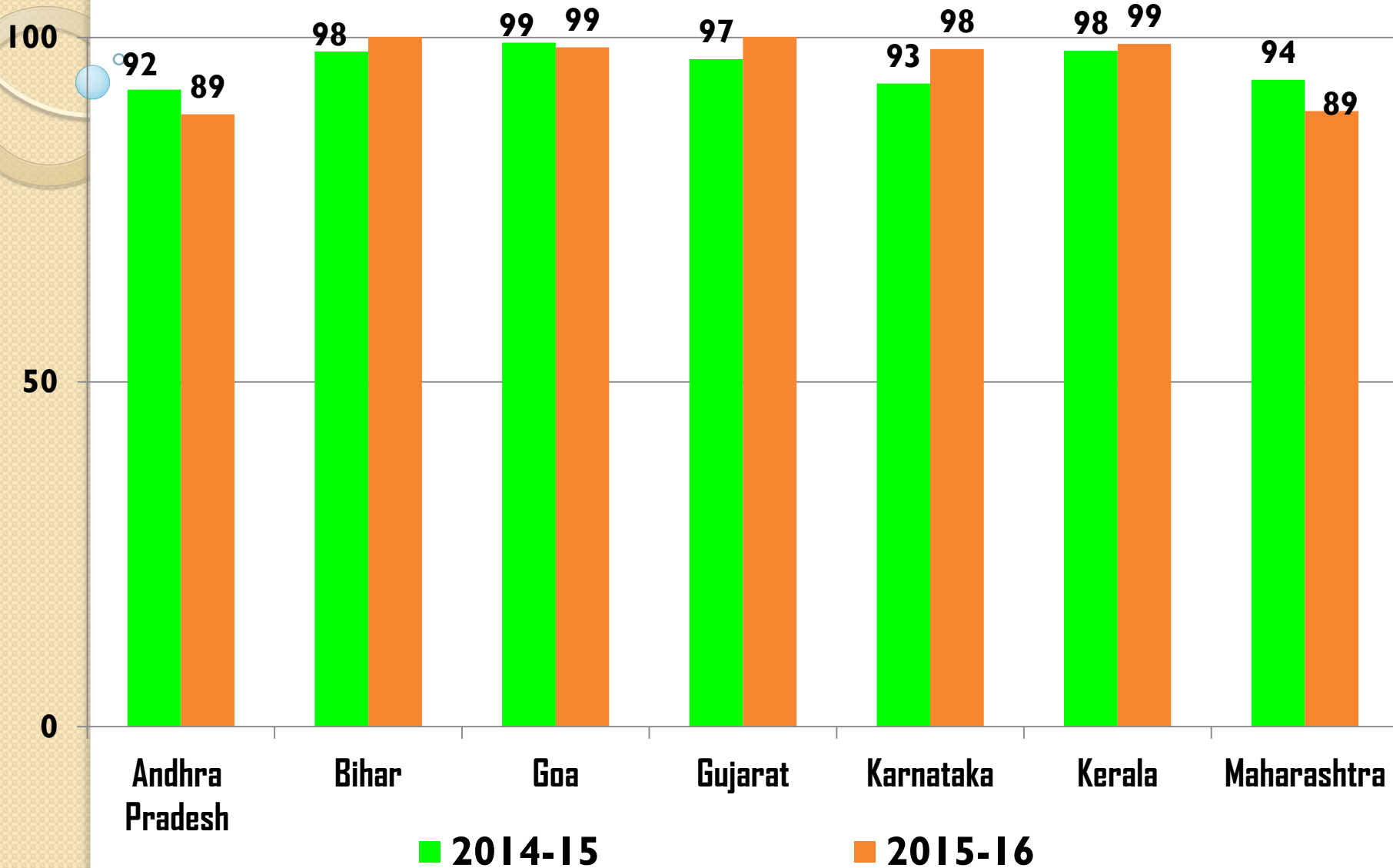
Coverage vis-à-vis Enrolment



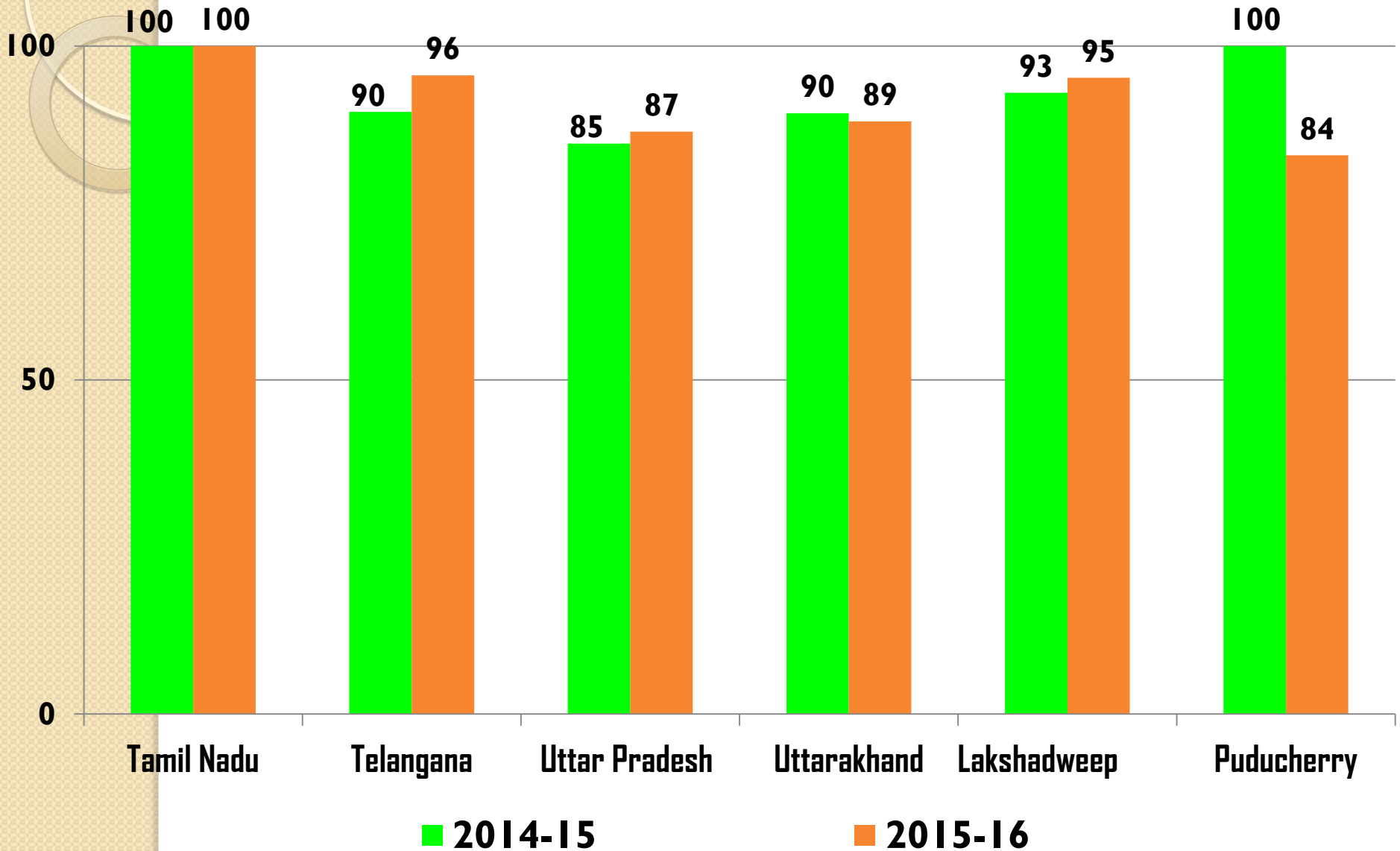
Coverage vis-à-vis Enrolment



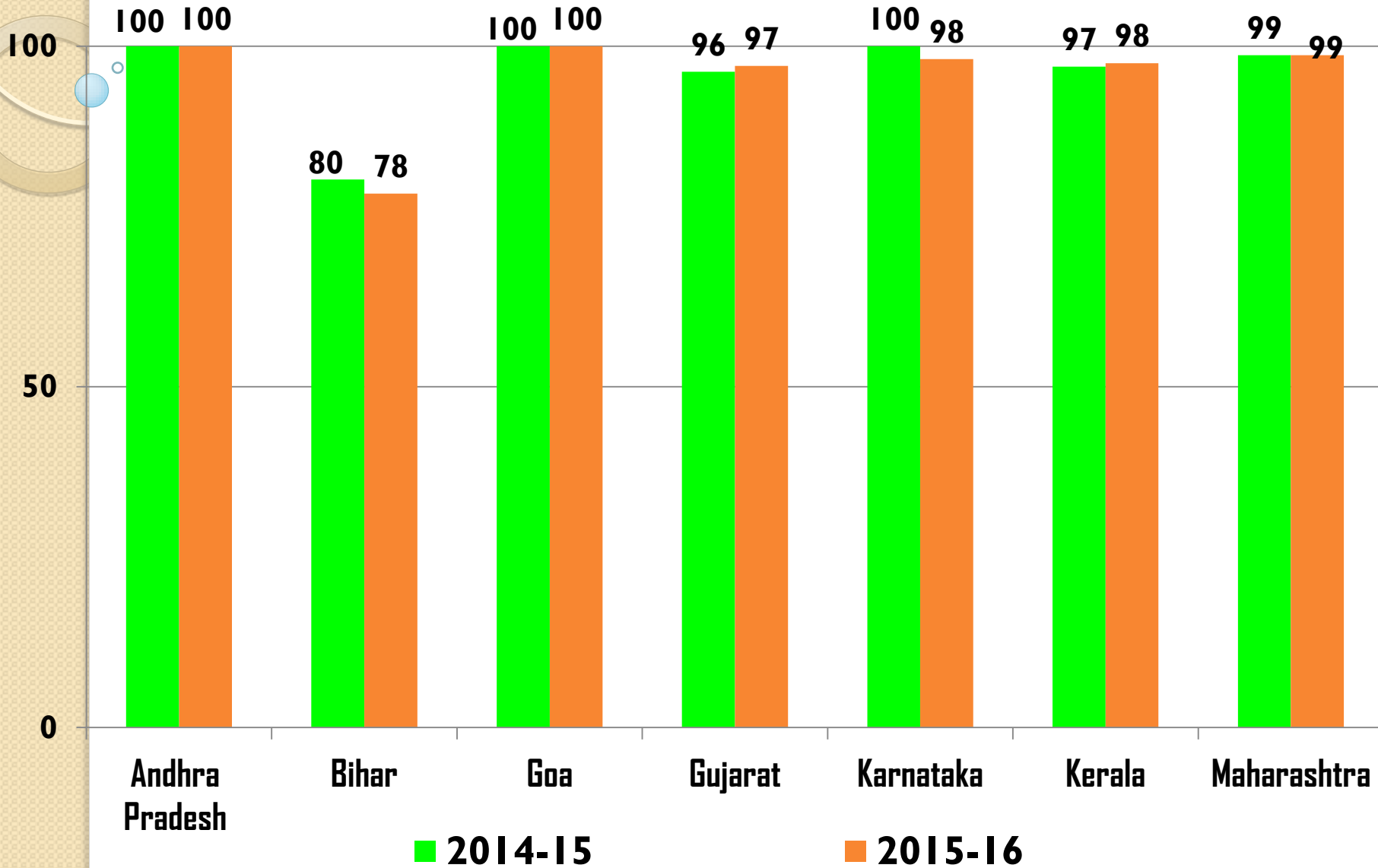
Coverage vis-à-vis PAB Approval



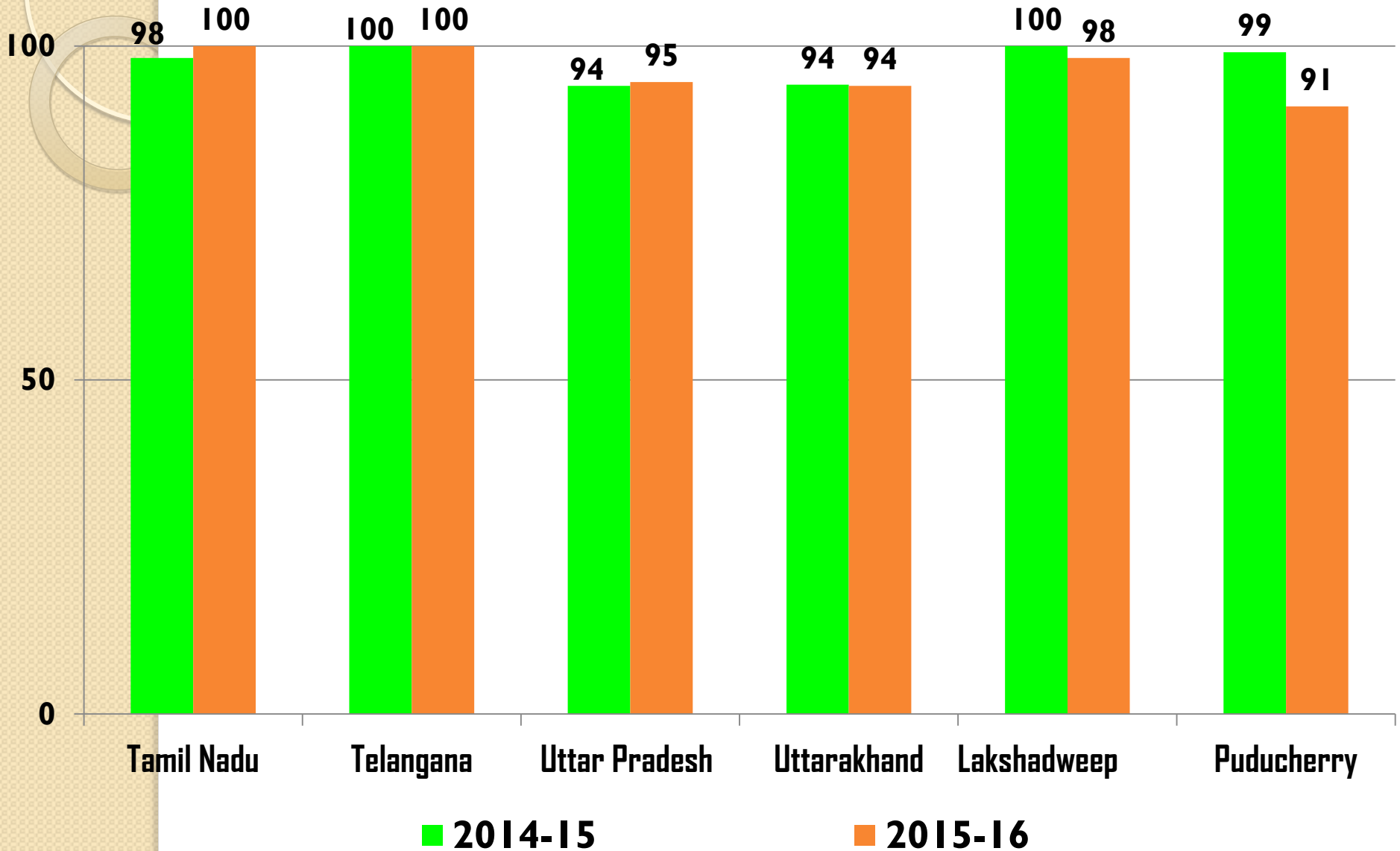
Coverage vis-à-vis PAB Approval



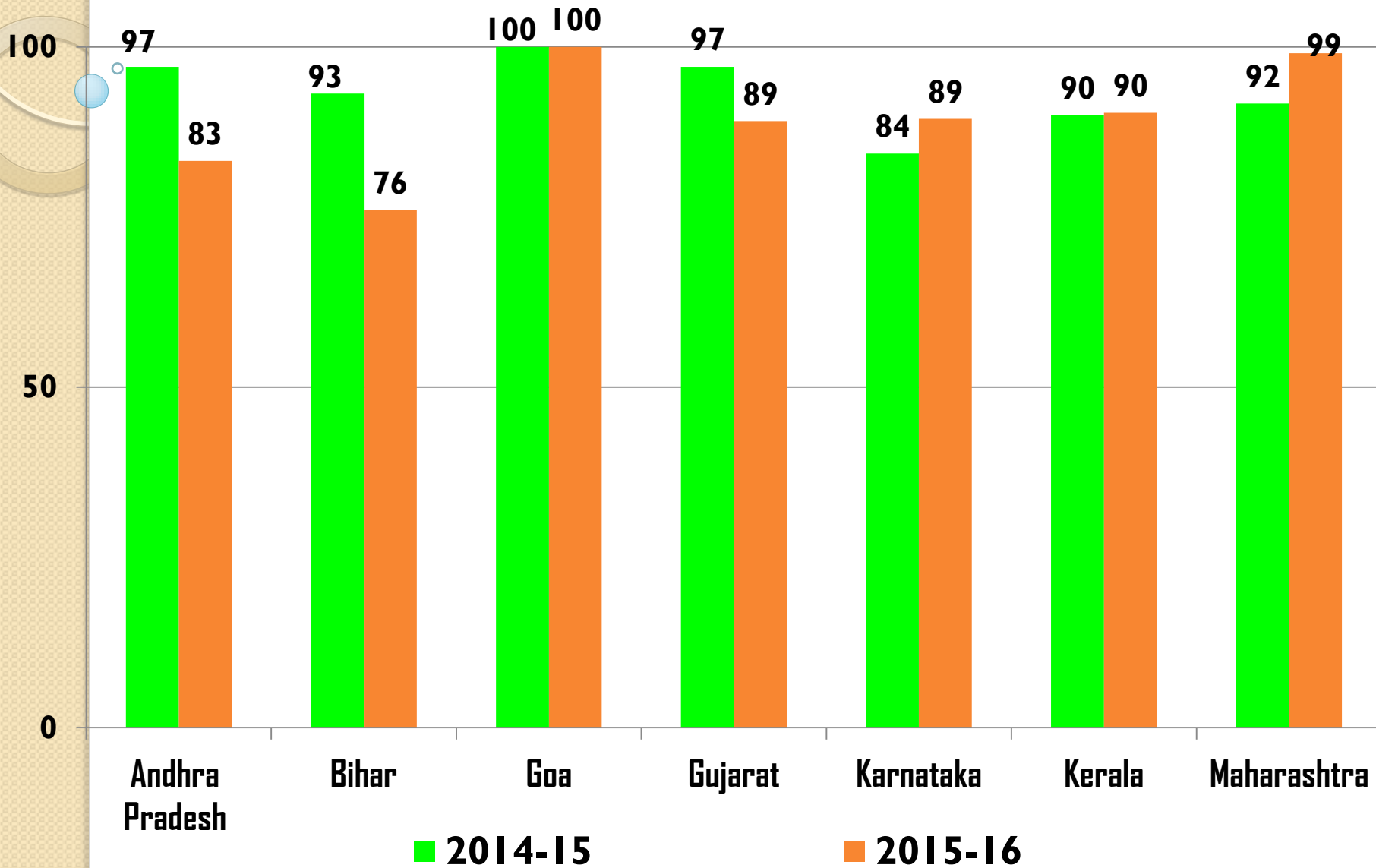
Coverage - Working Days



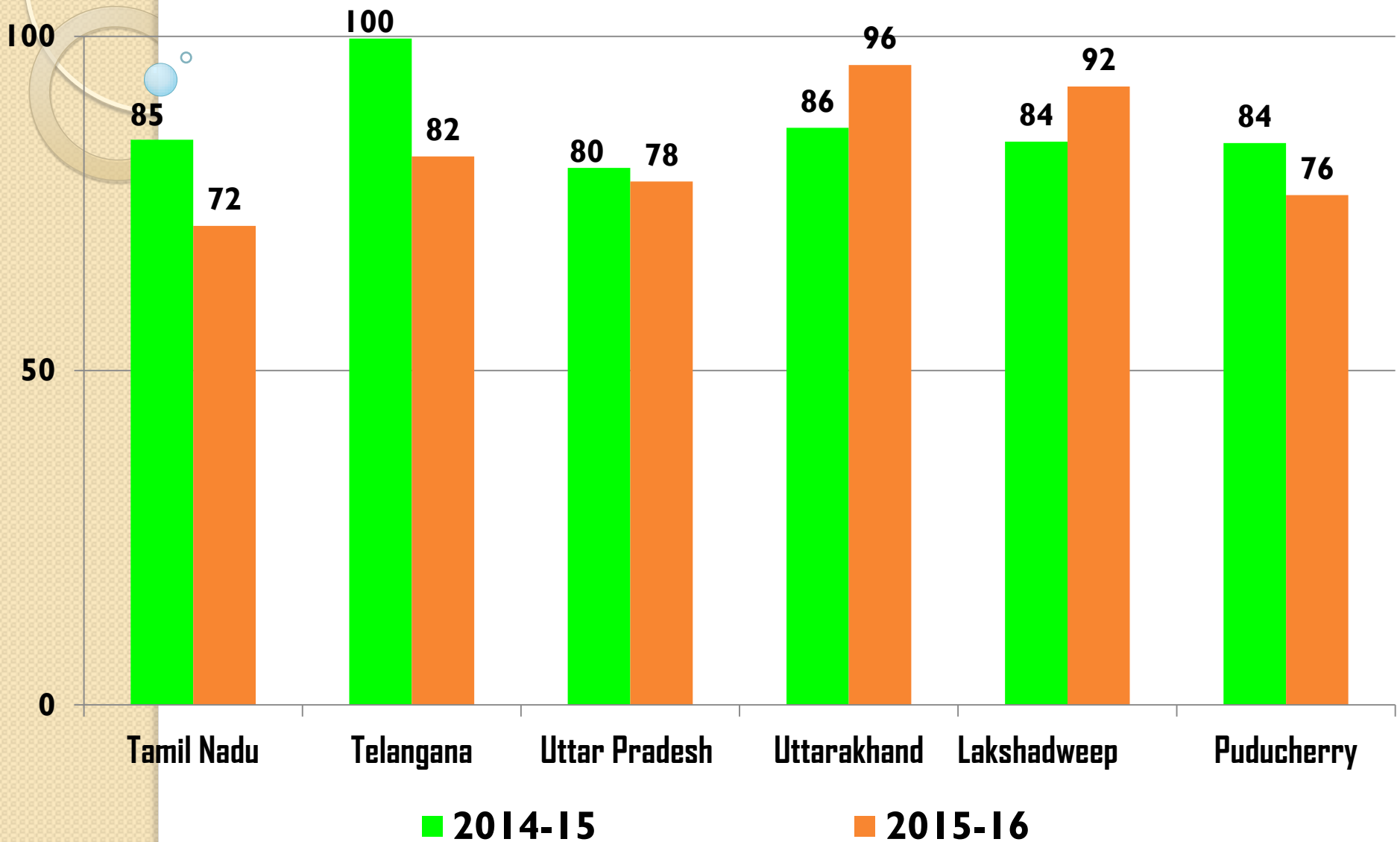
Coverage - Working Days



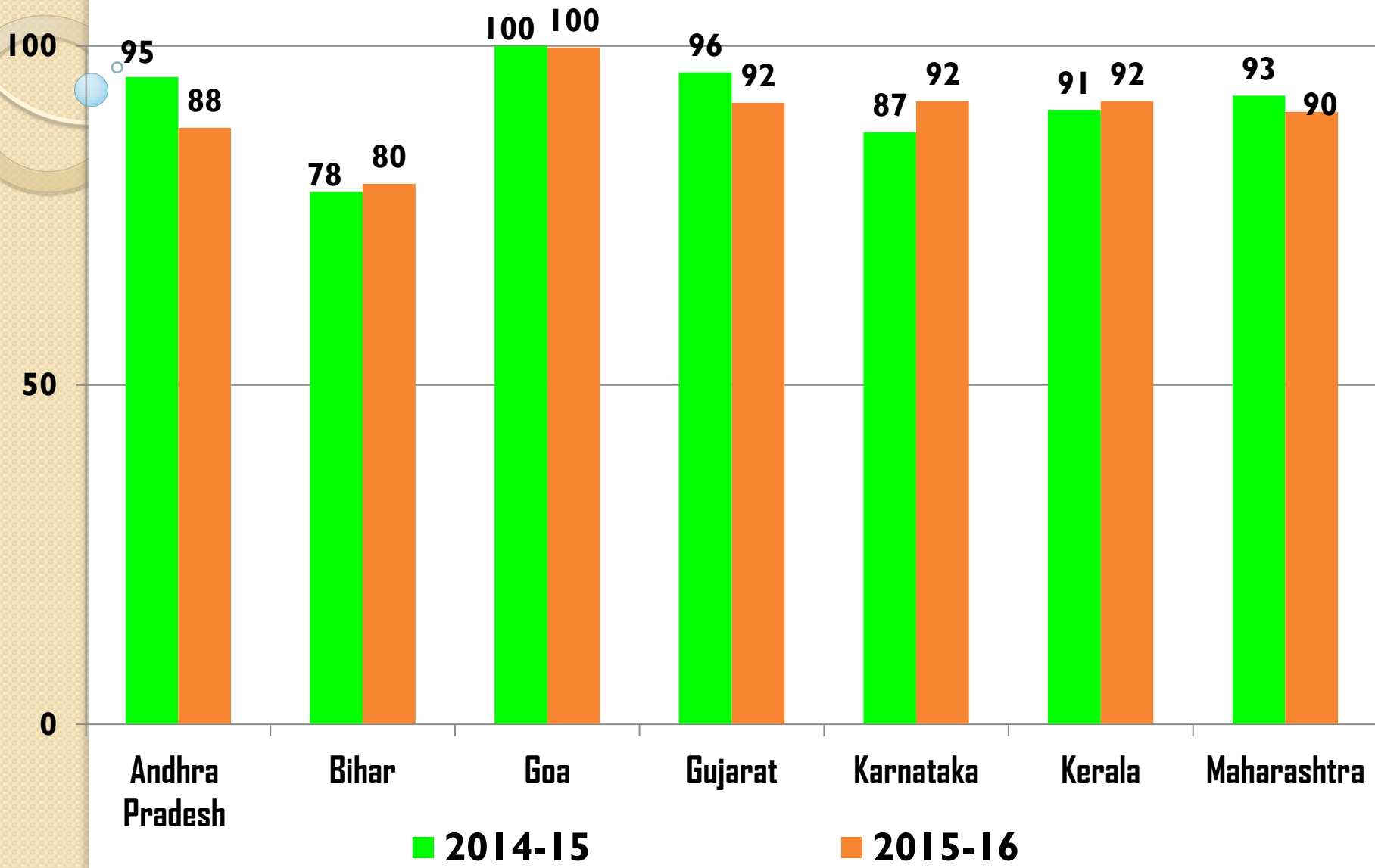
Food Grains Lifting



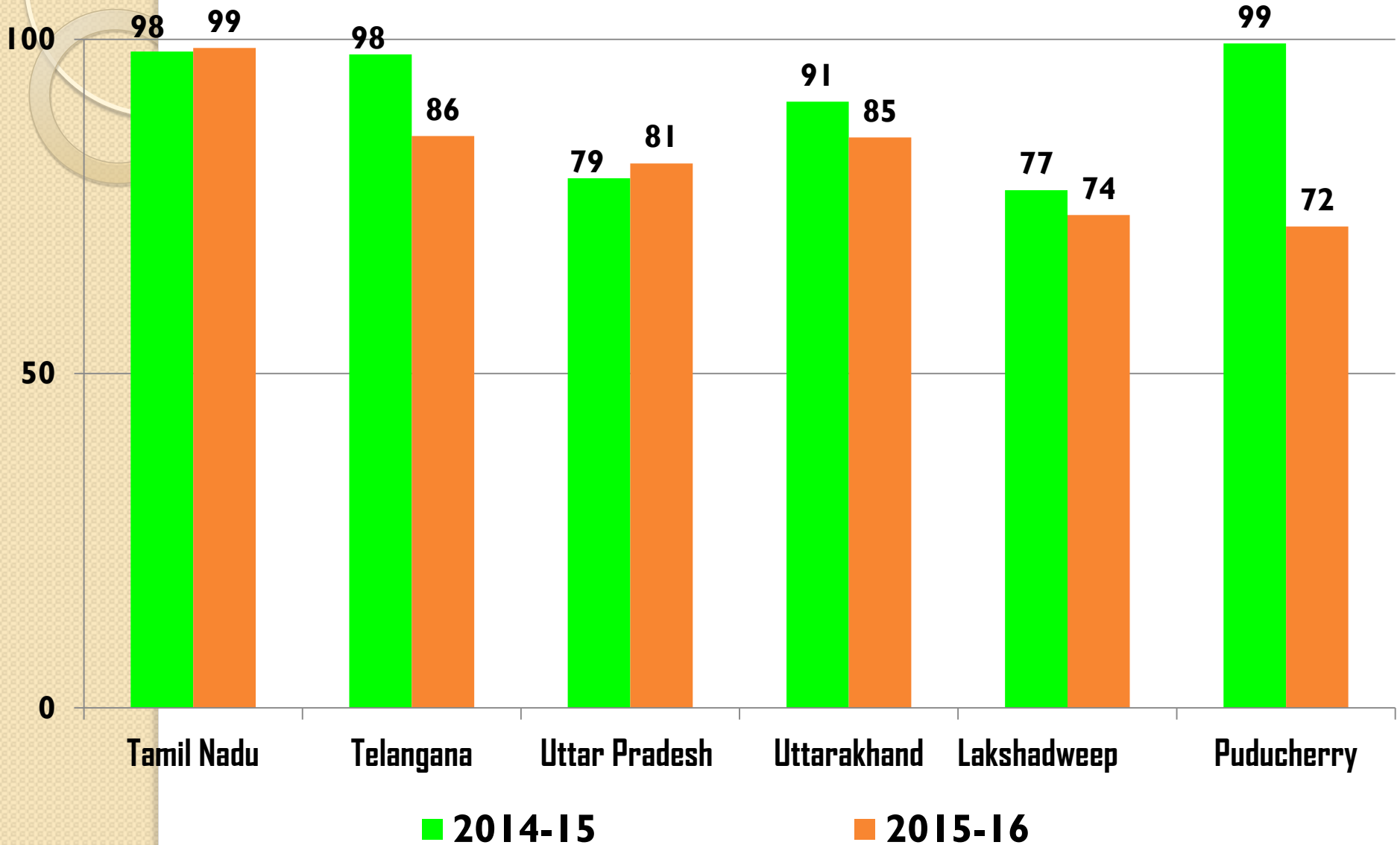
Food Grains Lifting



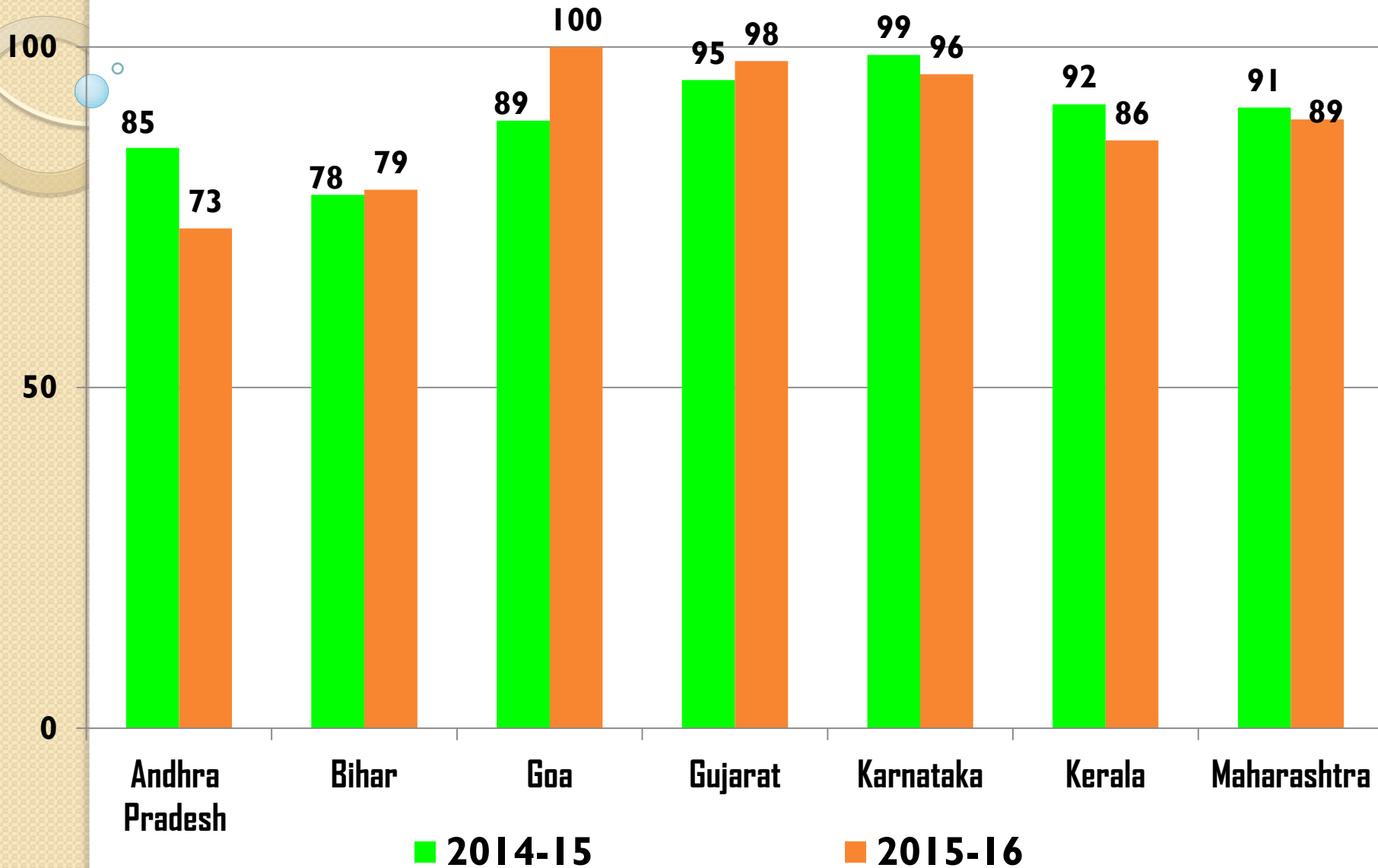
Food Grains Utilisation



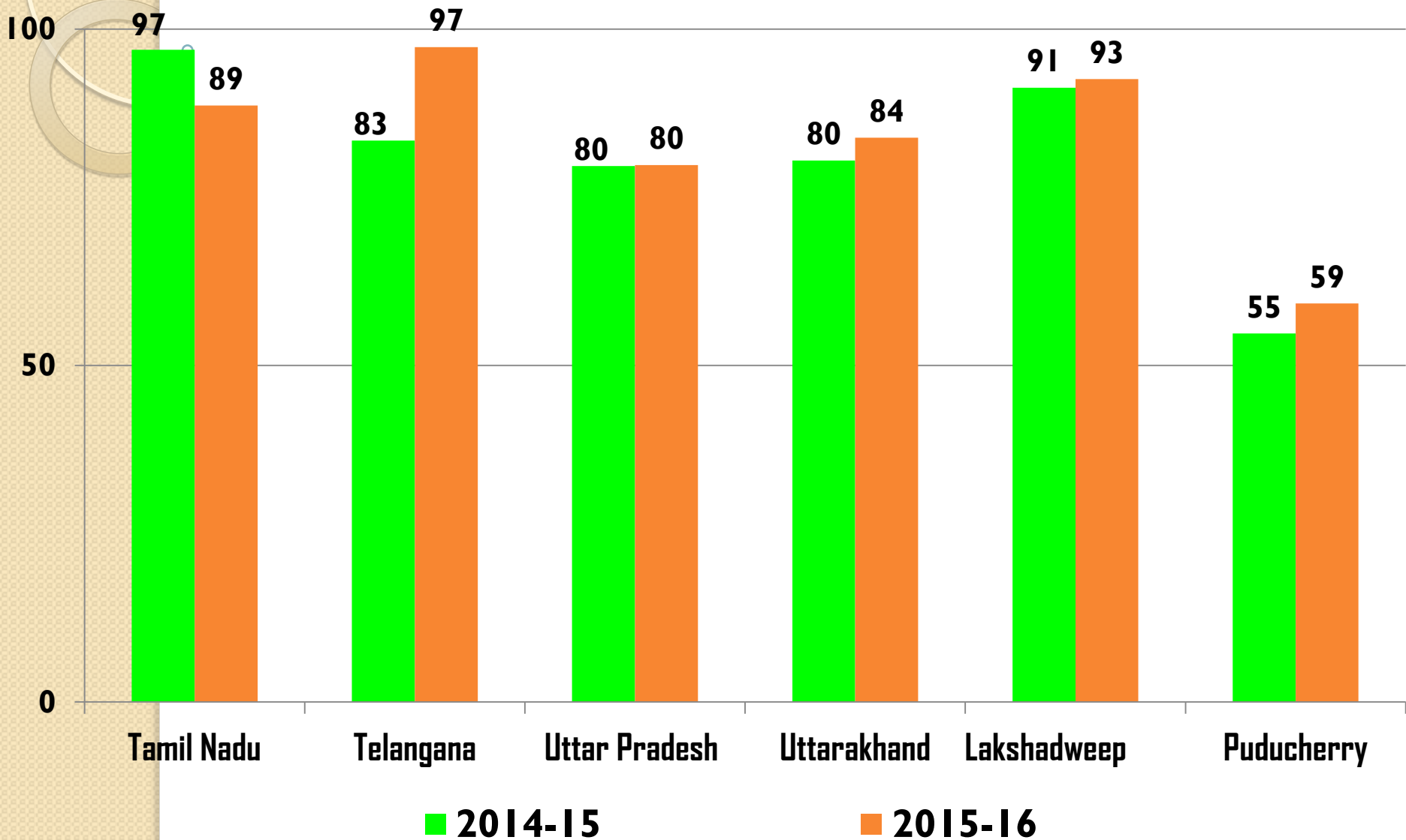
Food Grains Utilisation



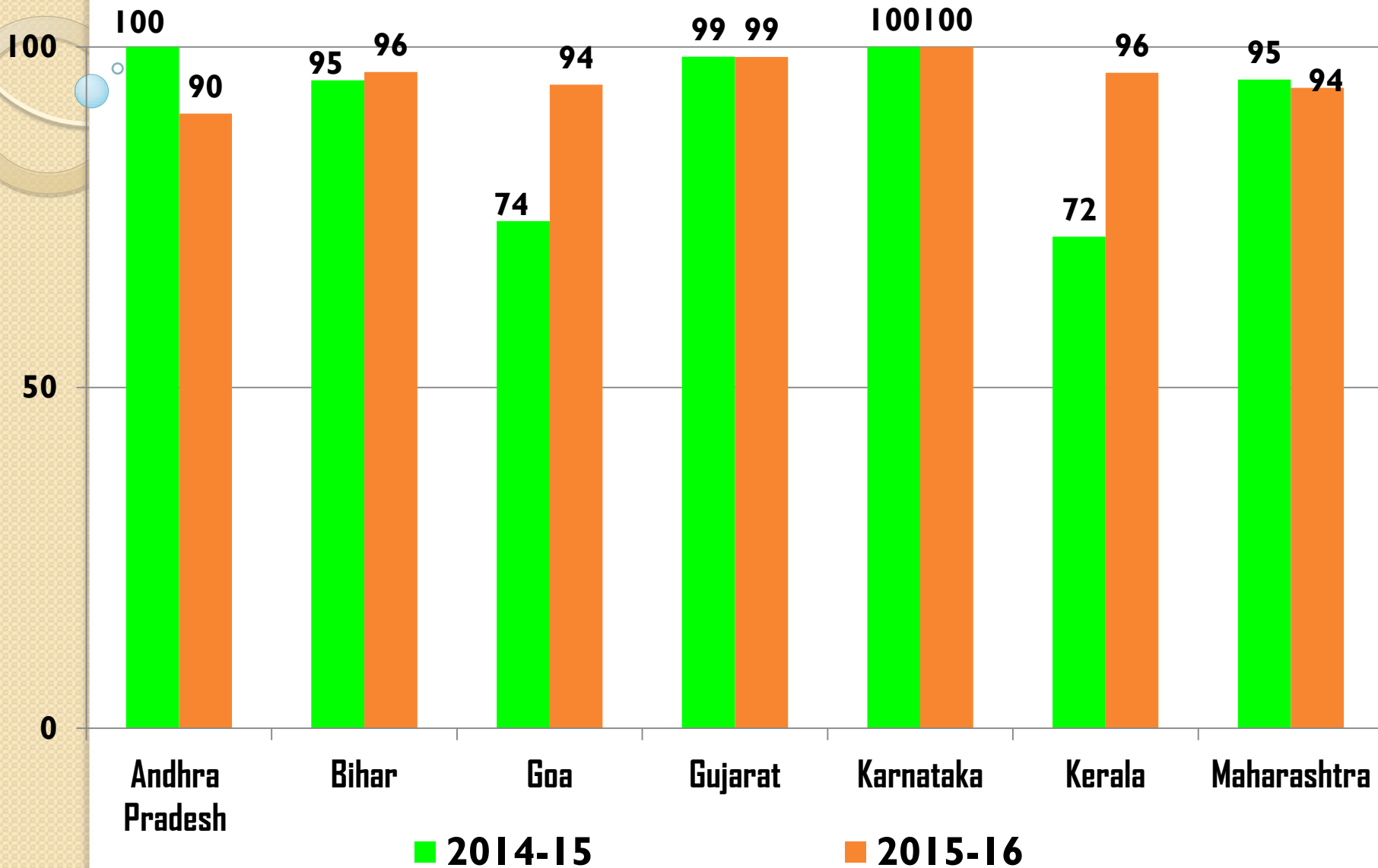
Cooking Cost Utilisation



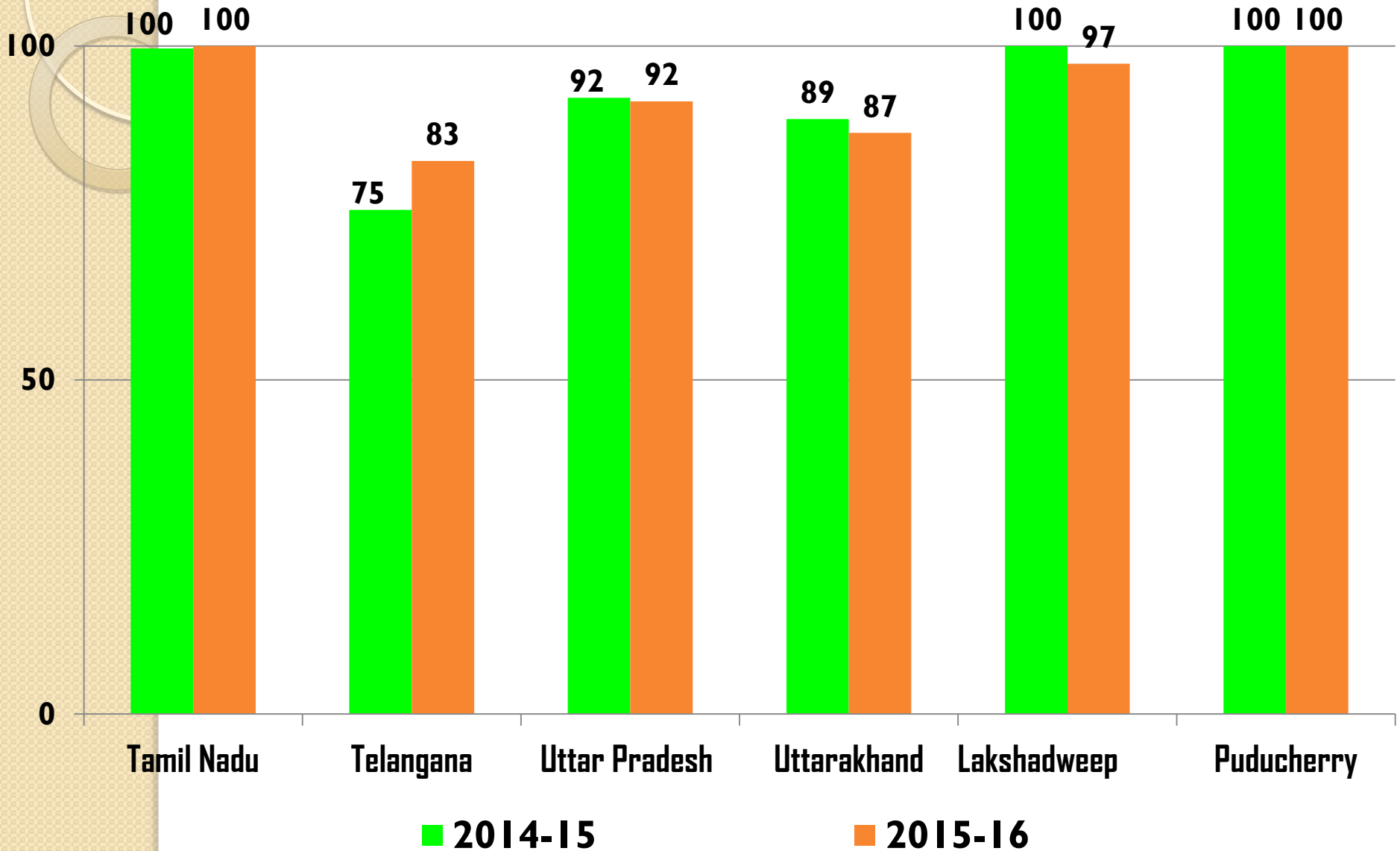
Cooking Cost Utilisation



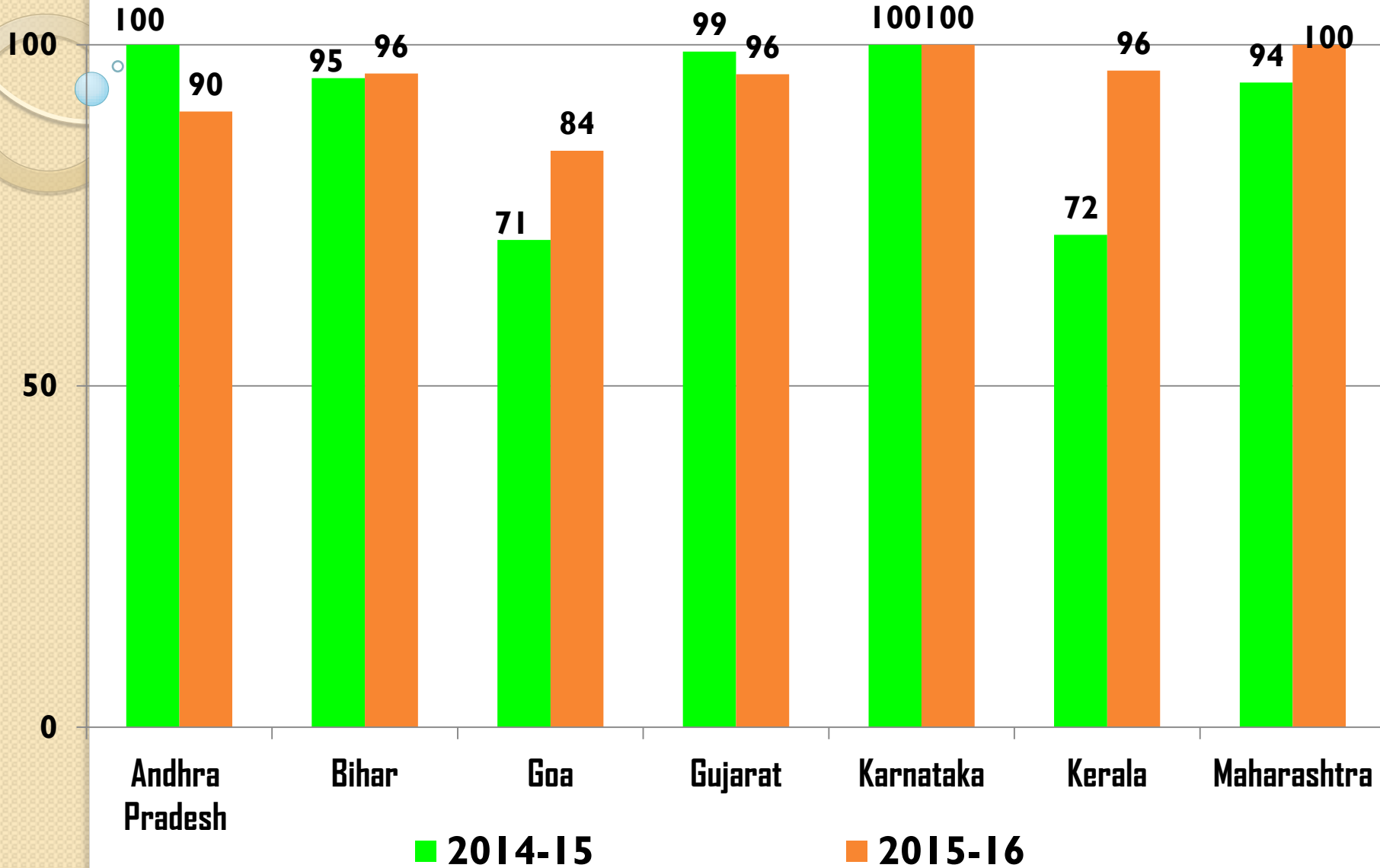
CCH Engagement



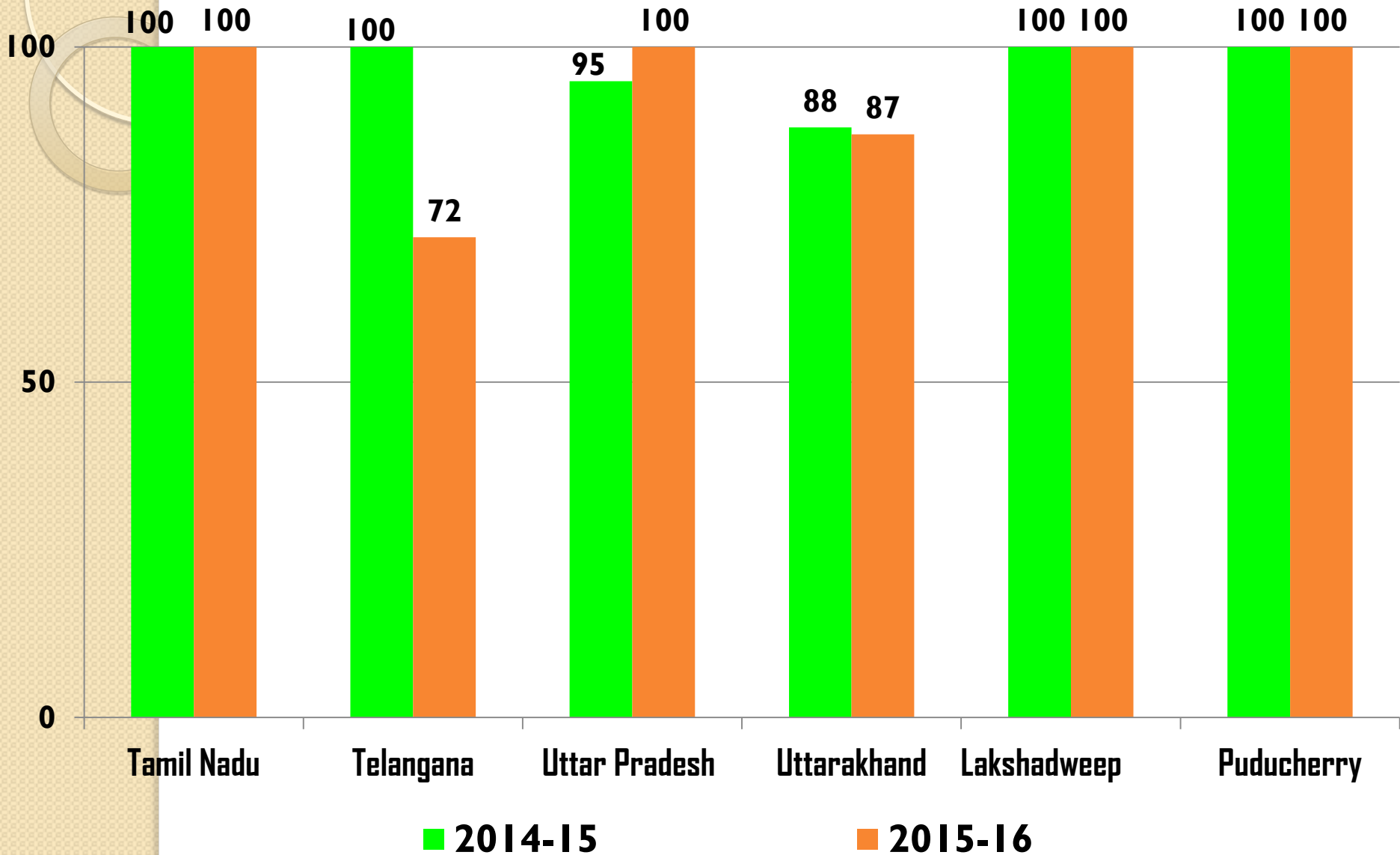
CCH Engagement



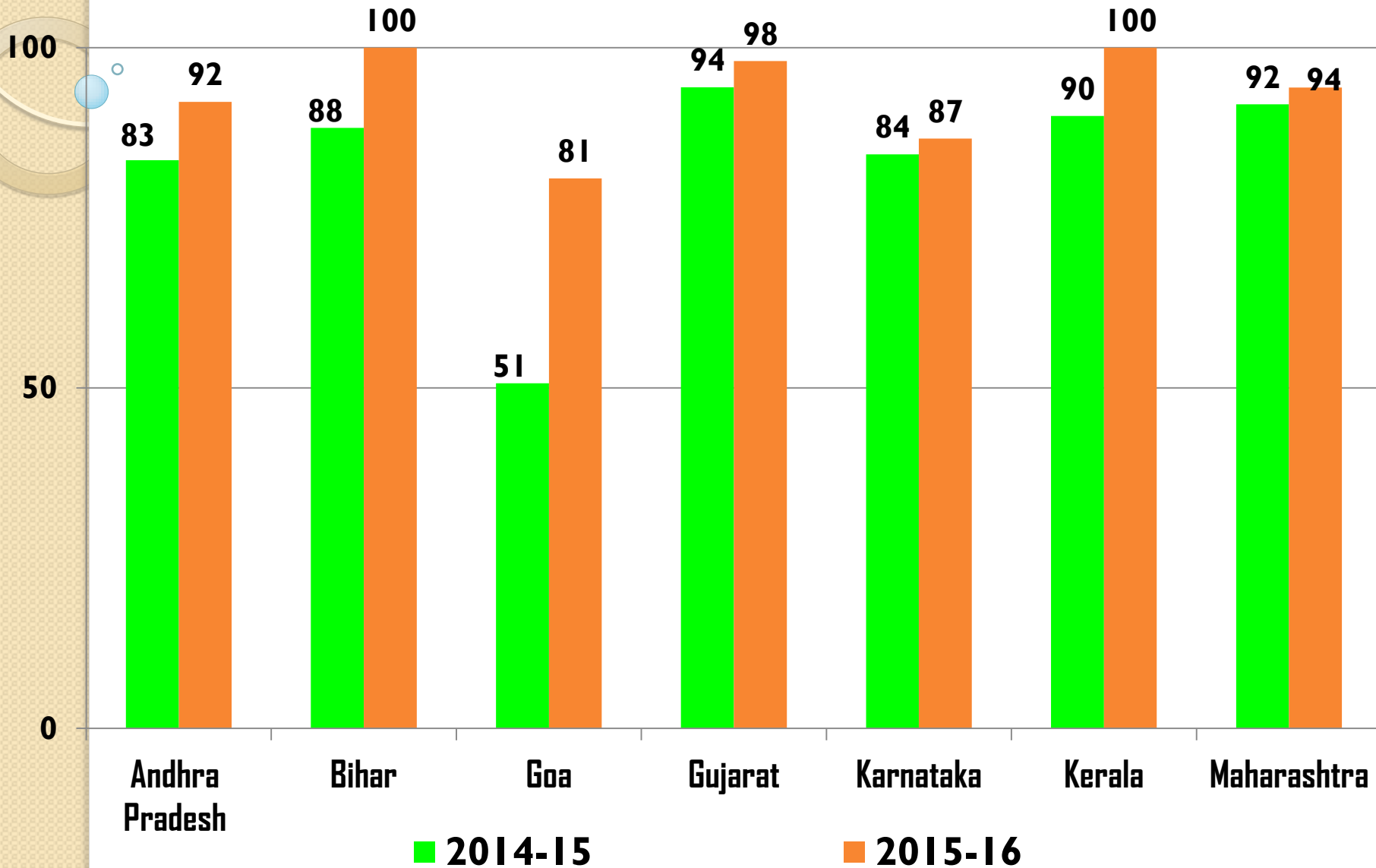
Payment of honorarium to CCH



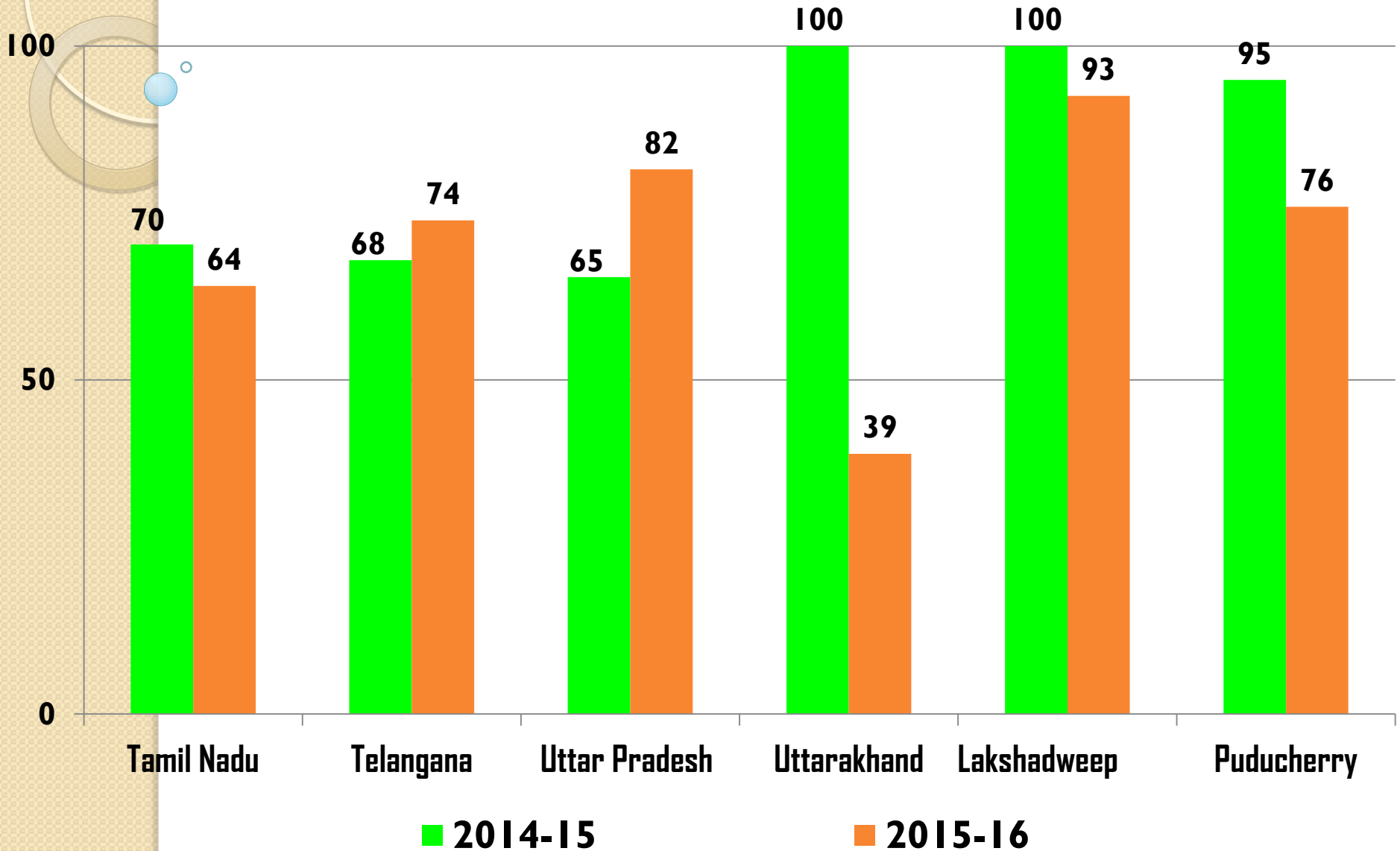
Payment of honorarium to CCH



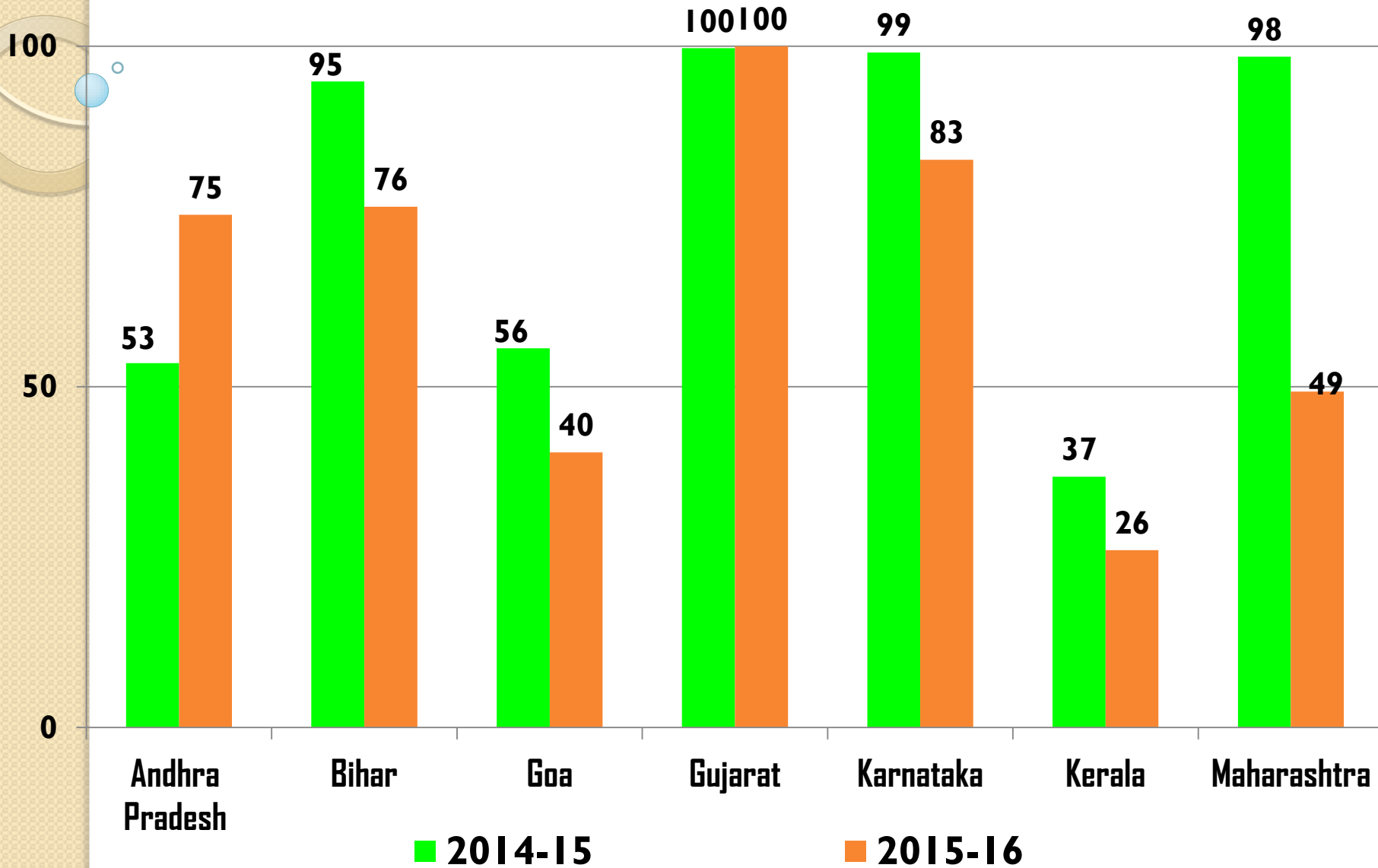
TA- Utilization



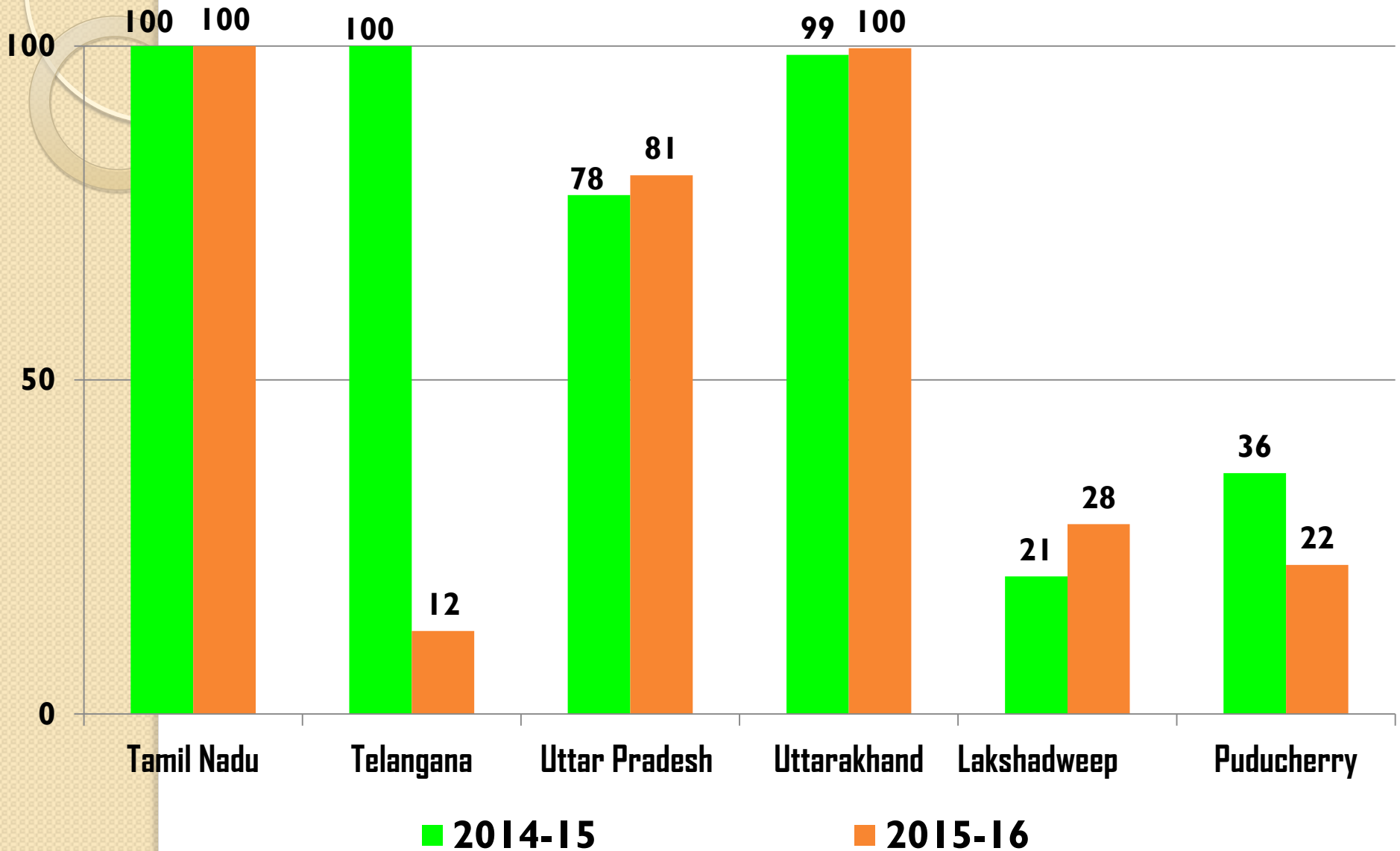
TA- Utilization



MME - Utilization



MME - Utilization





Fund Flow mechanism

Time taken in release of funds from State to implementing agency level during 2015-16



S. No.	States / UTs	Time taken in release of funds	
		Adhoc	Bal. of 1 st
1	Andhra Pr	32 days (21.4.15)	45 days (20.8.15)
2	Bihar	34 days (25.4.15)	33 days (7.8.15)
3	Goa	Re-imburement basis	
4	Gujarat	30 days (22.4.15)	
5	Karnataka	Adv. Release	17 days (21.7.15)
6	Kerala	28 days (21.4.15)	53 days (18.8.15)
7	Maharashtra	24 days (21.4.15)	40 days (29.7.15)

Time taken in release of funds from State to implementing agency level during 2015-16



S. No.	States / UTs	Time taken in release of funds	
		Adhoc	Bal. of 1 st
8	Tamil Nadu	Adv. Release	90 days (27.7.15)
9	Telangana	48 days (10.6.15)	64 days (3.8.15)
10	Uttar Pradesh	39 days (22.4.15)	70 days (19.8.15)
11	Uttarakhand	45 days (21.4.15)	34 days (29.7.15)
12	Lakshadweep	53 days (8.5.15)	100 days (1.9.15)
13	Puducherry		

Levels for fund flow

S. No.	State/UT	Levels for fund flow					
		State	District	Block	School / Implem enting Agnecy	Total Channels	Mode of fund flow (to school)
1	Andhra Pr	✓	×	✓	✓	2	E Transfer
2	Bihar	✓	✓	×	✓	2	E Transfer
3	Goa	✓	×	×	✓	1	E Transfer
4	Gujarat	✓	✓	×	✓	2	Cheque
5	Karnataka	✓	✓	×	✓	2	E Transfer
6	Kerala	✓	×	×	✓	1	E Transfer
7	Maharashtra	✓	✓	✓	✓	3	E Transfer

Levels for fund flow

S. No.	State/UT	Levels for fund flow					
		State	District	Block	School / Implem enting Agency	Total Channels	Mode of fund flow (to school)
8	Tamil Nadu	✓	✓	✓	✓	3	E Transfer
9	Telangana	✓	×	✓	✓	2	E Transfer
10	Uttar Pradesh	✓	✓	×	✓	2	E Transfer
11	Uttarakhand	✓	✓	×	✓	2	E Transfer
12	Lakshadweep	✓	✓	×	✓	2	E Transfer
13	Puducherry	✓	✓	×	✓	2	Treasury



Review of infrastructure facilities

Construction of kitchen-cum-stores



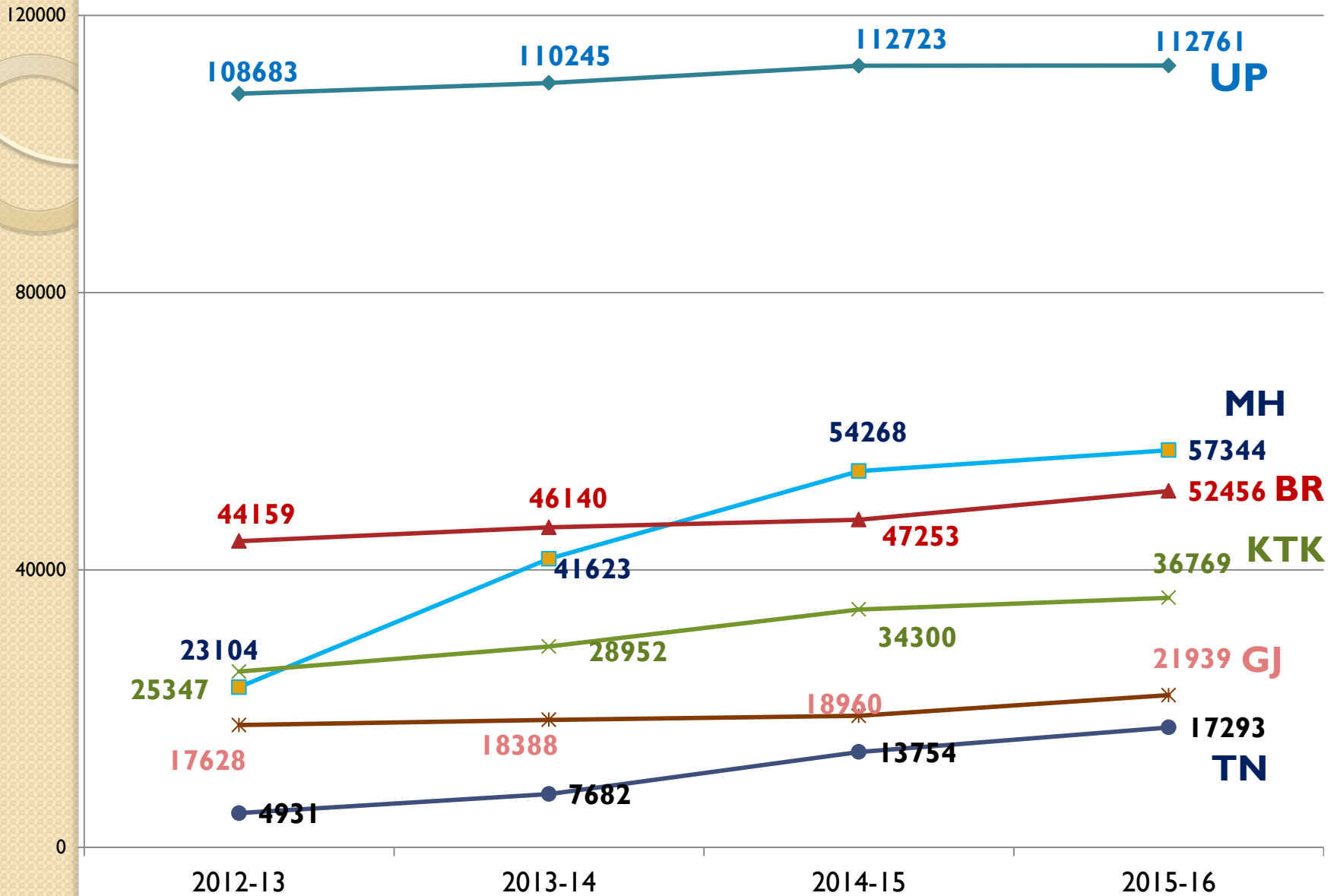
State / UT	Kitchen-cum-stores						
	Sanctioned	Const.		In progress		Yet to start	
		No.	in %	No.	in %	No.	in %
Andhra Pr	44875	14868	33%	9223	21%	20784 (19523)	46%
Bihar	66550	52456	79%	1822	3%	12272 (5024)	18%
Goa	0	0	0%	0	0%	0	0%
Gujarat	25077	21939	87%	2308	9%	830	3%
Karnataka	40477	36769	91%	1562	4%	2146 (1293)	5%
Kerala	2450	2436	99%	14	1%	0	0%
Maharashtra	71783	57344	80%	1353	2%	13086 (5693)	18%

Construction of kitchen-cum-stores

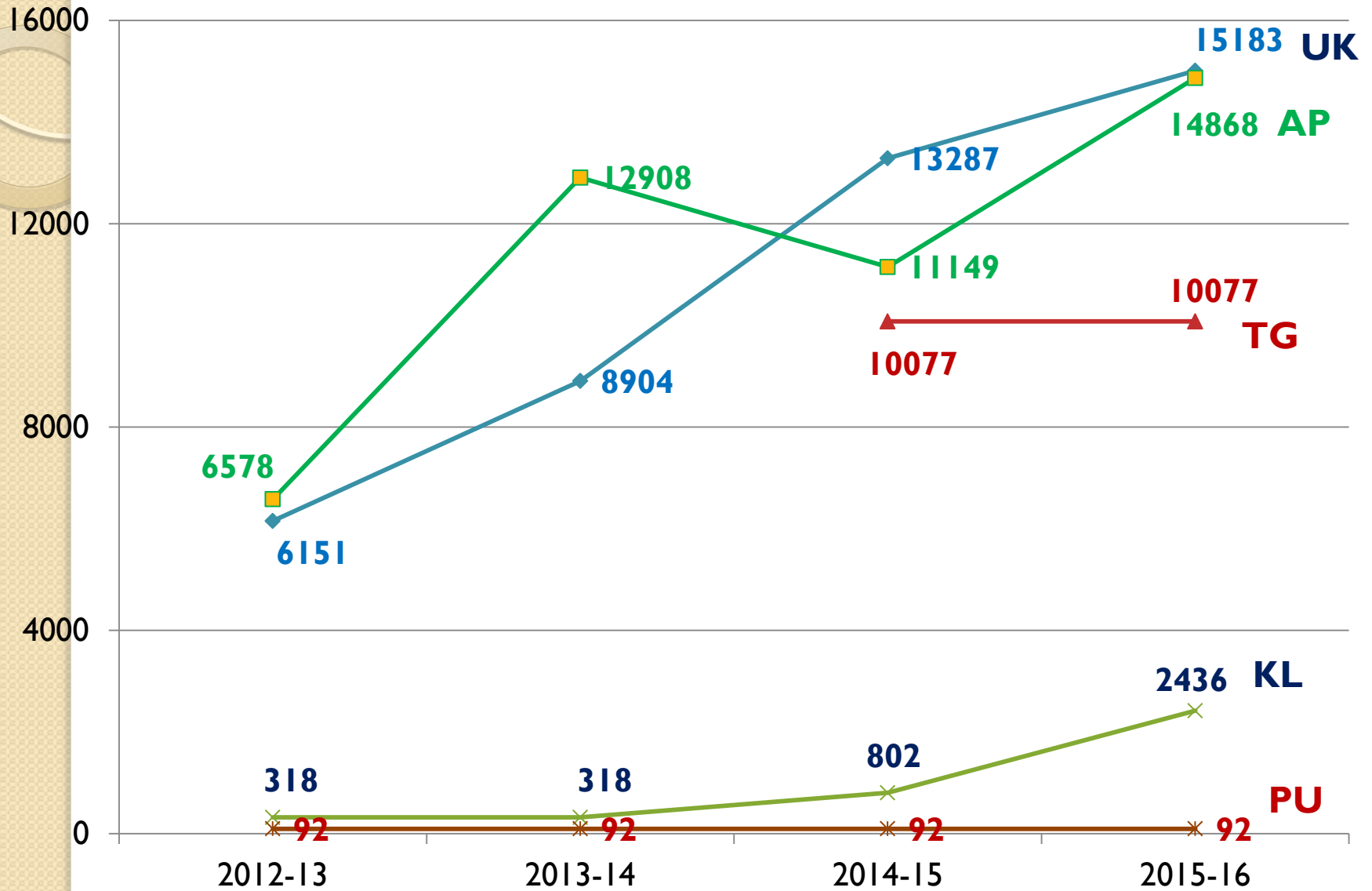


State / UT	Kitchen-cum-stores						
	Sanctioned	Const.		In progress		Yet to start	
		No.	in %	No.	in %	No.	in %
Tamil Nadu	28470	17293	61%	11177	39%	0	0%
Telangana	30408	10077	33%	4983	16%	15348	50%
Uttar Pradesh	122572	112761	92%	6	0%	9805 (9317)	8%
Uttarakhand	16989	15183	88%	489	4%	261	8%
Lakshadweep	0	0	0%	0	0%	0	0%
Puducherry	92	92	100%	0	0%	0	0%

Year wise construction of Kitchens



Year wise construction of Kitchens



Procurement of Kitchen Devices- New



States	Sanctioned	Procured (C)		In Progress		Yet to procure	
		No.	in %	No.	in %	No.	in %
Andhra Pr	47925	47925	100	0	0	0	0
Bihar	71956	71956	100	0	0	0	0
Goa	0	0	0	0	0	0	0
Gujarat	33540	33540	100	0	0	0	0
Karnataka	62058	62058	100	0	0	0	0
Kerala	4019	1473	37	0	0	2546	63
Maharashtra	140316	140316	100	0	0	0	0

Procurement of Kitchen Devices- New



States	Sanctioned	Procured (C)		In Progress		Yet to procure	
		No.	in %	No.	in %	No.	in %
Tamil Nadu	54296	54296	100%	0	0	0	0
Telangana	32993	31274	95%	0	0	1719	5%
Uttar Pr	182875	172963	95%	0	0	9912	5%
Uttarakhand	18151	18124	99.85%	0	0	27	
Lakshadweep	13	13	100%	0	0	0	0
Puducherry	459	459	100%	0	0	0	0

Procurement of Kitchen Devices- Replacement



States	Sanctioned	Procured (C)		In Progress		Yet to procure	
		No.	in %	No.	in %	No.	in %
Andhra Pr	47927	0	0	0	0	47927	100
Bihar	67561	67561	100	0	0	0	0
Goa	0	0	0	0	0	0	0
Gujarat	29106	27000	93	2106	7	0	0
Karnataka	31591	31591	100	0	0	0	0
Kerala	0	0	0	0	0	0	0
Maharashtra	119606	119606	100	0	0	0	0

Procurement of Kitchen Devices- Replacement



States	Sanctioned	Procured (C)		In Progress		Yet to procure	
		No.	in %	No.	in %	No.	in %
Tamil Nadu	31669	31669	100%	0	0	0	0
Telangana	0	0	0%	0	0	0	5%
Uttar Pr	144403	41248	29%	0	0	103155	71%
Uttarakhand	17283	17283	100%	0	0	0	0
Lakshadweep	13	13	100%	0	0	0	0
Puducherry	0	0	0%	0	0	0	0

Status of Use of LPG under MDMS



S. No.	States / UTs	% school having LPG Connection		State's commitment for 2016-17
		2014-15	2015-16	
1	Andhra Pr	27%	26%	75%
2	Bihar	0%	10%	100%
3	Goa	100%	100%	
4	Gujarat	81%	100%	
5	Karnataka	96%	97%	100%
6	Kerala	0%	0%	100% in phased manner
7	Maharashtra	19%	25%	50%

Source: AWP&B, 2015-16 & 2016-17

Status of Use of LPG under MDMS



S. No.	States / UTs	% school having LPG Connection		State's commitment for 2016-17
		2014-15	2015-16	
8	Tamil Nadu	15%	33%	100%
9	Telangana	13%	48%	100%
10	Uttar Pradesh	60%	57%	100%
11	Uttarakhand	26%	28%	60%
12	Lakshadweep	0%	0%	
13	Puducherry	2%	100%	

Source: AWP&B, 2015-16 & 2016-17

Status of Hand washing facilities in Schools



S. No.	States / UTs	% school having hand washing facilities		Schools have multi tap
		2014-15	2015-16	
1	Andhra Pr	96%	100%	8%
2	Bihar	97%	98%	0%
3	Goa	100%	100%	16%
4	Gujarat	98%	100%	87%
5	Karnataka	100%	100%	100%
6	Kerala	100%	100%	100%
7	Maharashtra	96%	100%	31%

Source: AWP&B, 2015-16 & 2016-17

Status of Hand washing facilities in Schools



S. No.	States / UTs	% school having hand washing facilities		Schools have multi tap 2015-16
		2014-15	2015-16	
8	Tamil Nadu	100%	88%	43%
9	Telangana	67%	72%	4%
10	Uttar Pradesh	99%	100%	2%
11	Uttarakhand	98%	97%	5%
12	Lakshadweep	100%	100%	100%
13	Puducherry	100%	100%	100%

Source: AWP&B, 2015-16 & 2016-17



Bank Accounts of CCH

Bank accounts of the CCH engaged under MDMS



S. No.	States / UTs	% CCH having bank A/C		State's commitment for 2016-17
		2014-15	2015-16	
1	Andhra Pr	100%	100%	
2	Bihar	77%	85%	
3	Goa	100%	100%	
4	Gujarat	54%	75%	100%
5	Karnataka	100%	100%	
6	Kerala	0%	4%	100%
7	Maharashtra	83%	92%	100%

Source: AWP&B, 2015-16 & 2016-17

Bank accounts of the CCH engaged under MDMS



S. No.	States / UTs	% CCH having bank A/C		State's commitment for 2016-17
		2014-15	2015-16	
8	Tamil Nadu	100%	100%	
9	Telangana	100%	100%	
10	Uttar Pradesh	75%	100%	
11	Uttarakhand	28%	100%	
12	Lakshadweep	100%	100%	
13	Puducherry	100%	100%	

Source: AWP&B, 2015-16 & 2016-17



Review of Monitoring Mechanism

Status of SSMC Meetings



S. No.	States / UTs	No. of SSMC meetings	
		2014-15	2015-16
1	Andhra Pr	1	1
2	Bihar	2	1
3	Goa	1	1
4	Gujarat	1	2
5	Karnataka	4	1
6	Kerala	1	1
7	Maharashtra	1	1

Source: QPRs

Status of SSMC Meetings



S. No.	States / UTs	No. of SSMC meetings	
		2014-15	2015-16
8	Tamil Nadu	1	1
9	Telangana	1	1
10	Uttar Pradesh	1	1
11	Uttarakhand	2	1
12	Lakshadweep	3	1
13	Puducherry	3	1

Source: QPRs

Number of meetings at district level during 2015-16



S. No.	States / UTs	Number of meetings	
		District level committee - senior most M.P. of Loksabha	District S M C - District Magistrate
1	Andhra Pr	0	0
2	Bihar	0	67
3	Goa	1	1
4	Gujarat	128	36
5	Karnataka	37	11
6	Kerala	0	19
7	Maharashtra	12	22

Source: AWP&B, 2015-16 & 2016-17

Number of meetings at district level during 2015-16



S. No.	States / UTs	Number of meetings	
		District level committee - senior most M.P. of Loksabha	District S M C - District Magistrate
8	Tamil Nadu	0	29
9	Telangana	0	0
10	Uttar Pradesh	82	767
11	Uttarakhand	12	7
12	Lakshadweep	0	2
13	Puducherry	1	0

Inspections



S. No.	States / UTs	% Institutions inspected	
		2014-15	2015-16
1	Andhra Pr	100%	100%
2	Bihar	100%	100%
3	Goa	100%	100%
4	Gujarat	100%	100%
5	Karnataka	100%	100%
6	Kerala	67%	100%
7	Maharashtra	100%	100%

Source: AWP&B, 2015-16 & 2016-17

Inspections



S. No.	States / UTs	% Institutions inspected	
		2014-15	2015-16
8	Tamil Nadu	100%	37%
9	Telangana	57%	47%
10	Uttar Pradesh	100%	100%
11	Uttarakhand	100%	100%
12	Lakshadweep	100%	100%
13	Puducherry	100%	100%

Source: AWP&B, 2015-16 & 2016-17



Tasting of Meals

Tasting of quality of meals

- MDM Guidelines 2006, envisage tasting of mid day meals by 2-3 adults including at least one teacher before it is served to the children.
- The updated guidelines on food safety and hygiene issued on 13.02.2015 also reiterate that testing of food by a teacher just before serving is mandatory, a record for which is to be maintained.
- It provides that SMC member should also taste the food on a rotation basis along with the teacher.

Tasting of quality of meals

- Mid Day Meal Rules 2015 envisage that the SMC shall also monitor the implementation of MDMS and oversee the quality of meals provided to the children, cleanliness of a place, cooking and maintenance of hygiene in implementation of the MDMS.

Tasting of quality of meals

- On 4th December 2015 MHRD issued letter regarding “Presence of parents for supervision and tasting of the quality of the meals under MDMS”.
- in addition to the mandatory tasting by one teacher, at least one parent and preferably two who may or may not be SMC members should be present during serving of the meals to students so that they can taste the food as well as certify the number of children who partake of MDM.
- a roster of such parents be drawn up in advance on a monthly basis and a register to record their observations be also maintained at the school.

Status of tasting of meals by community (Mother's group) in Schools



S. No.	States / UTs	Tasting of meals by community in % schools	
		2014-15	2015-16
1	Andhra Pr	37%	61%
2	Bihar	97%	98%
3	Goa	0%	100%
4	Gujarat	6%	7%
5	Karnataka	100%	100%
6	Kerala	0%	0%
7	Maharashtra	53%	100%

Source: AWP&B, 2015-16 & 2016-17

Status of tasting of meals by community (Mother's group) in Schools



S. No.	States / UTs	tasting of meals by community in % schools	
		2014-15	2015-16
8	Tamil Nadu	106%	40%
9	Telangana	9%	41%
10	Uttar Pradesh	45%	98%
11	Uttarakhand	0%	100%
12	Lakshadweep	100%	100%
13	Puducherry	100%	100%

Source: AWP&B, 2015-16 & 2016-17



Thank You !